



Weaver

CONSTRUCTION MANAGEMENT

3679 S Huron Street, Suite 404 Englewood, Colorado 80110

Phone: (303) 789-4111 FAX: (303) 789-4310

SUBMITTAL TRANSMITTAL

February 3, 2012

Submittal No: 05500-009

PROJECT: **Harold Thompson Regional WRF**
Birdsall Rd.
Fountain, CO 80817
Job No. 2908

ENGINEER: **GMS, Inc.**
611 No. Weber St., #300
Colorado Springs, CO 80903
719-475-2935 Roger Sams

OWNER: **Lower Fountain Metropolitan
Sewage Disposal District**
901 S. Santa Fe Ave.
Fountain, CO 80817
719-382-5303 James Heckman

CONTRACTOR: **CMS Industrial Constructors**
614 Cliff Street
Westcliffe, CO 81252
719-783-2867 Rebecca Kagan
csm@centurytel.net

SUBJECT: Submittal for the Aeration Basin/Digester Stairs

SPEC SECTION: 05500 - Metal Fabrications

PREVIOUS SUBMISSION DATES:

DEVIATIONS FROM SPEC: ___ YES x NO

CONTRACTOR'S STAMP: This submittal has been reviewed by WCM and approved with respect to the means, methods, techniques, & safety precautions & programs incidental thereto. Weaver General Construction also warrants that this submittal complies with contracted documents and comprises on deviations thereto.

Contractor's Stamp:

Engineer's Stamp:

Date: 2/3/12

Reviewed by: Tyler Ammerman

() Reviewed Without Comments

(X) Reviewed With Comments

ENGINEER'S
COMMENTS:



Project: HDTWRF Project

Location: Fountain, CO

Supplier: CSM

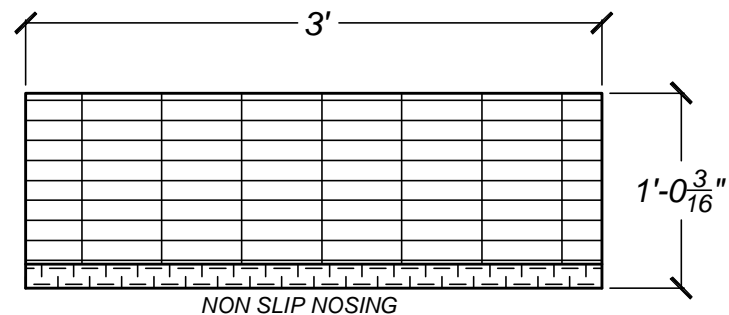
Date: 2/3/12

Submittal for: Aeration Basin/Digester Stairs.

Comments:

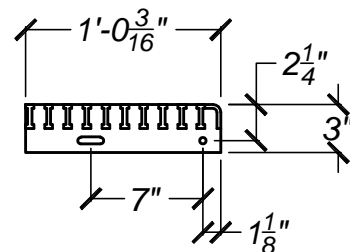
- 1) Actual support channel dimensions differ from construction drawings. Actual dimensions are 3" and 2 ½" as shown on misc. metals shop drawings.
- 2) Change in channel dimensions effects walkway height as well as concrete landing elevations at bottom of stairs. This is shown in these shops and acknowledged as a solution by WCMI.

ITEMS ON THIS SHEET WILL BE USED ON MULTIPLE STAIRS

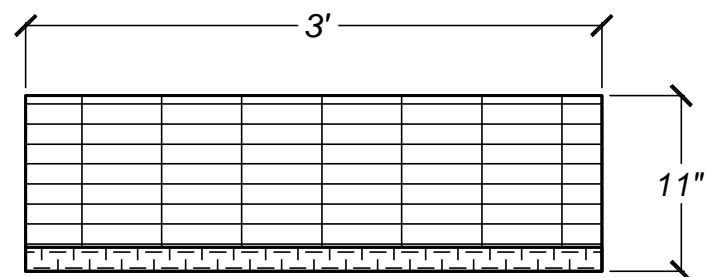


(36 REQ.) 1-1/2" x1/4" ALUM. I-BAR NON SLIP STAIR TREADS - 6T1

6061-T6 ALUMINUM.

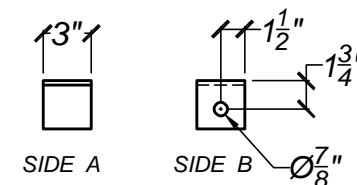
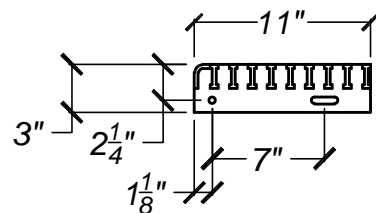


SHOP NOTE:
PER SPECS.
PROTECT ALUMINUM IN CONTACT WITH STEEL.



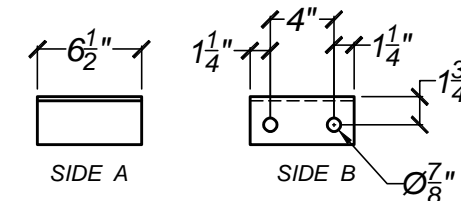
(2 REQ.) 1-1/2" x1/4" ALUM. I-BAR NON SLIP STAIR TREADS - 6T2

6061-T6 ALUMINUM.



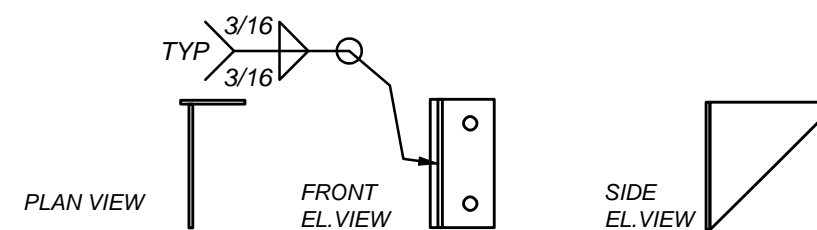
(14 REQ.) 3"x3"x1/4" ANGLES - 6A1

STEEL ANGLE A36

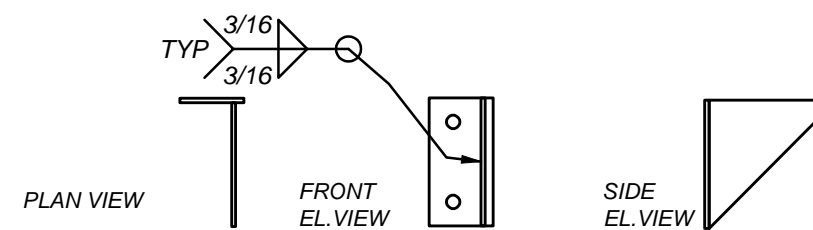


(12 REQ.) 3"x3"x1/4" ANGLES - 6A2

STEEL ANGLE A36



(3 REQ.) --- 1/4" GUSSET PLATE ASSEMBLY --- 6P1.

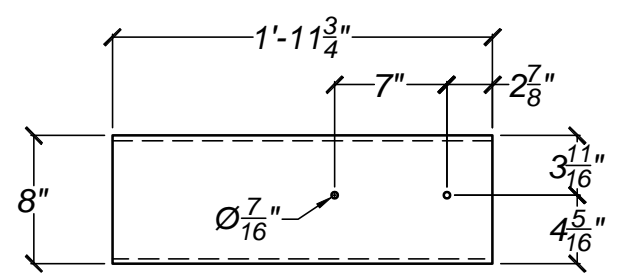
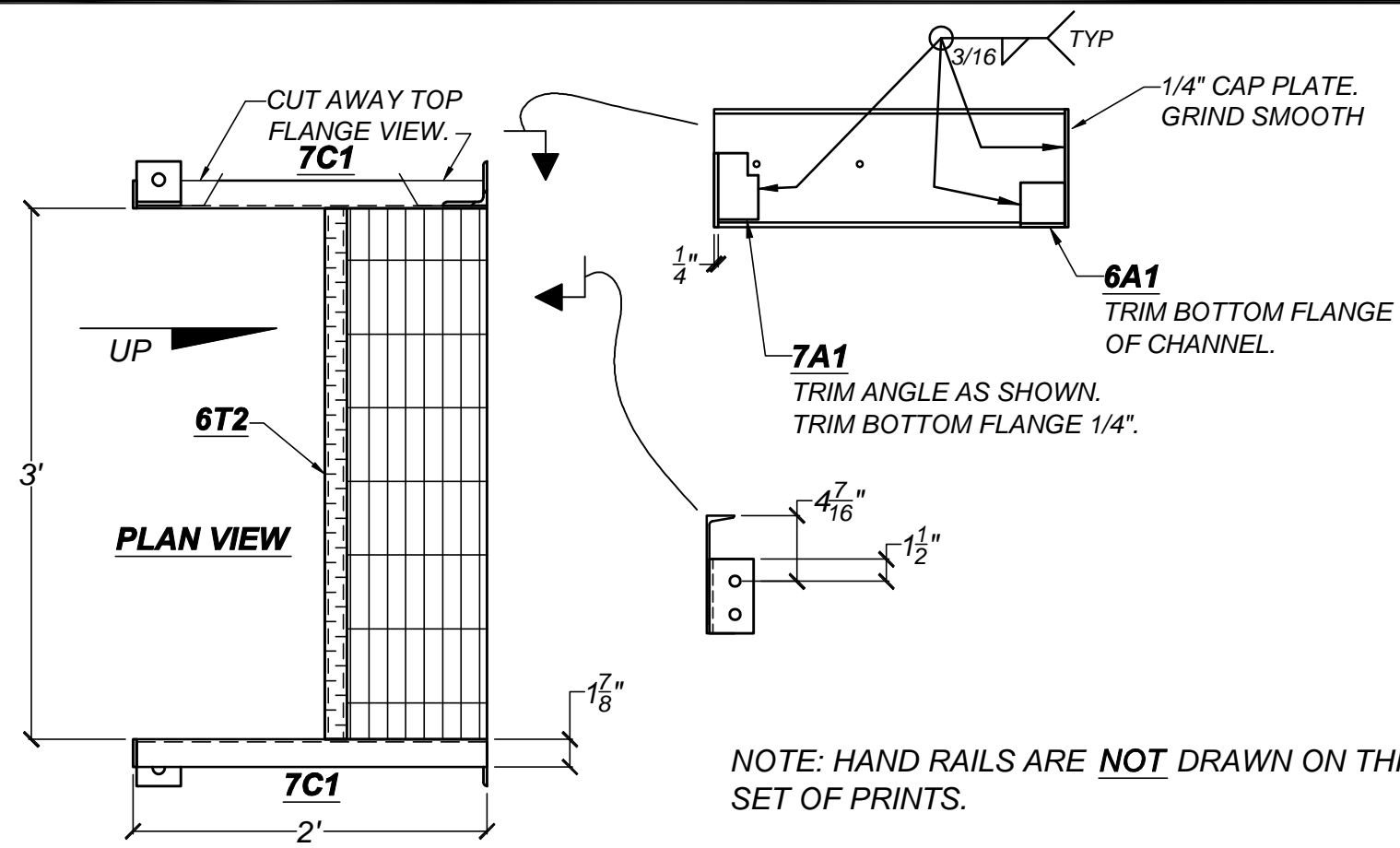


(3 REQ.) --- 1/4" GUSSET PLATE ASSEMBLY --- 6P2.

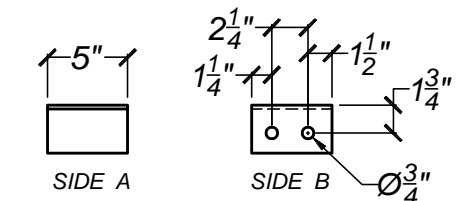
BOLT LIST: (FOR STAIR TREADS)

(152 REQ.) 3/8" SS 304 BOLTS WITH NUT & WASHER,
TO ATTACH THE TREADS TO THE STRINGERS.

PROGRESS PRINT Not Valid for Construction Until Stamped	 (719) 783-2867	Project	HAROLD D. THOMPSON REGIONAL RECLAMATION FACILITY	Date	1/23/2012
		Area	LOWER FOUNTAIN METROPOLITAN SEWEGE DISPOSAL DISTRICT	Drwn By	DWN
		Detail	DETAILS --- STAIRS	REV: 1	DATE: 2/02/2012
		Ref Dwg	NOTED	Scale	NONE
		Sheet	S-6		



(2 REQ.) MC8x8.5 CHANNELS - 7C1
 NOTE: ONE AS SHOWN. ONE OPPOSITE.
 STEEL CHANNEL A36



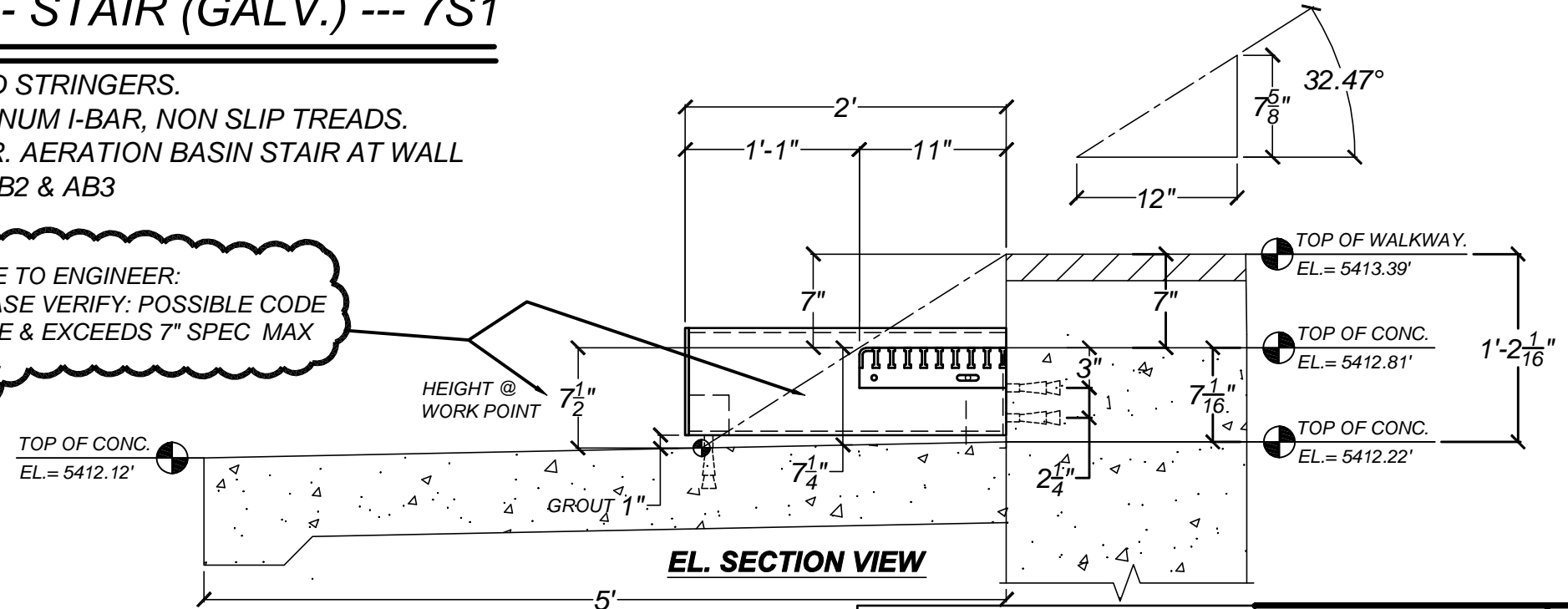
(2 REQ.) ONE AS, ONE OPP. 3"x3"x1/4" ANGLES - 7A1
 STEEL ANGLE A36

NOTE: HAND RAILS ARE NOT DRAWN ON THIS SET OF PRINTS.

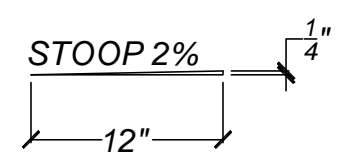
ONE. --- STAIR (GALV.) --- 7S1

GALVANIZED STRINGERS.
 1-1/2" ALUMINUM I-BAR, NON SLIP TREADS.
 1/AB-7 STAIR. AERATION BASIN STAIR AT WALL
 BETWEEN AB2 & AB3

NOTE TO ENGINEER:
 PLEASE VERIFY: POSSIBLE CODE
 ISSUE & EXCEEDS 7" SPEC MAX
 RISE.



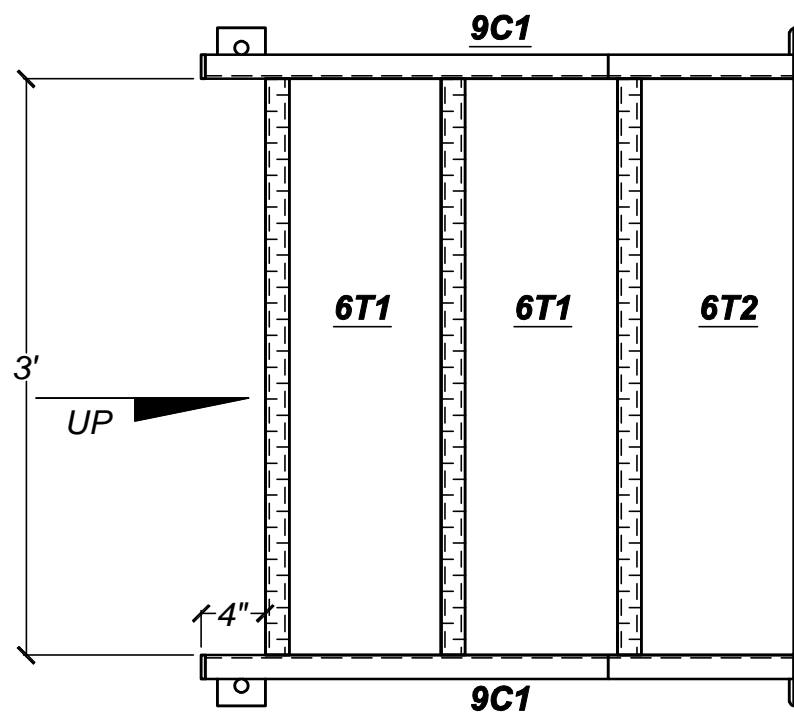
ANCHOR BOLT LIST: (FOR THIS STAIR)
 (2 REQ.) 3/4" EPOXY ANCHORS (GALV.)
 6-3/4" EMBED. BASE ANGLES.
 (4 REQ.) 5/8" EPOXY ANCHORS (GALV.)
 6" EMBED. WALL ANGLES.



PROGRESS PRINT
 Not Valid for Construction Until
 Stamped



Project	HAROLD D. THOMPSON REGIONAL RECLAMATION FACILITY	Date	1/23/2012
Area	LOWER FOUNTAIN METROPOLITAN SEWEGE DISPOSAL DISTRICT	Drwn By	DWN
Detail	DETAILS --- STAIRS PER 1/AB-7	REV: 1	DATE: 2/02/2012
Ref Dwg	NOTED	Scale	NONE
Sheet	S-7		



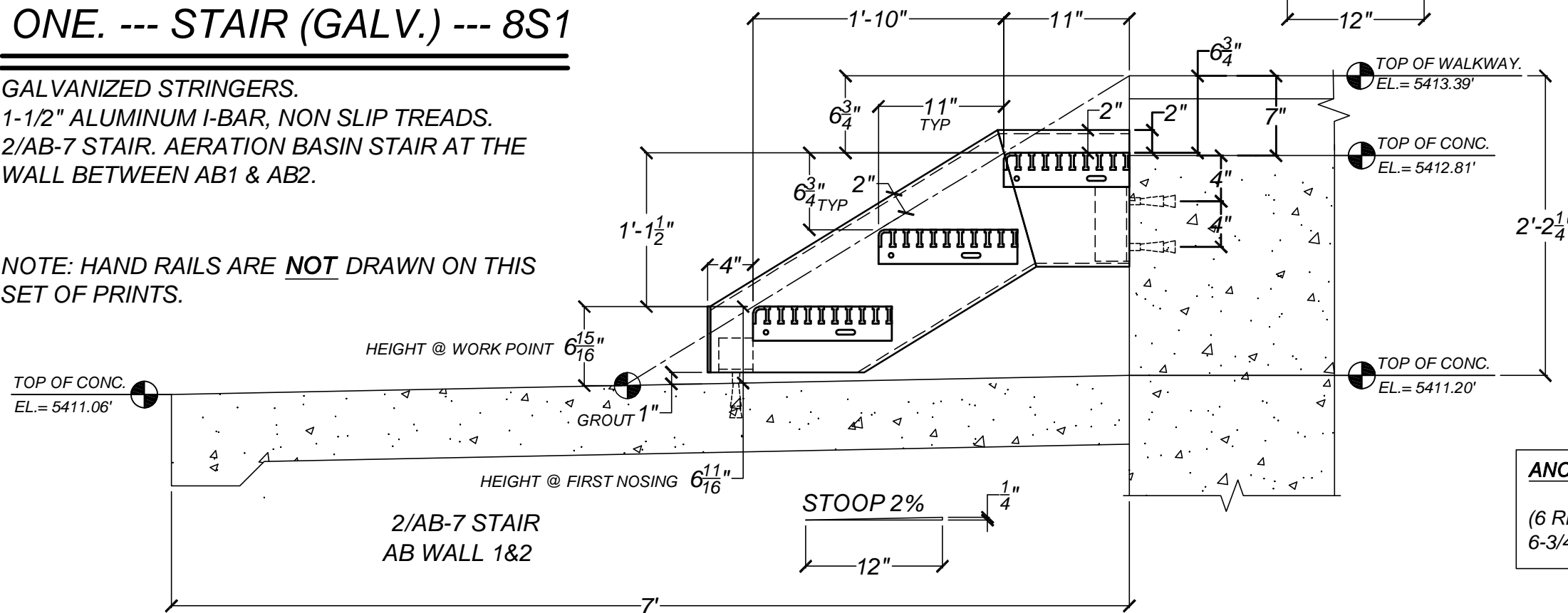
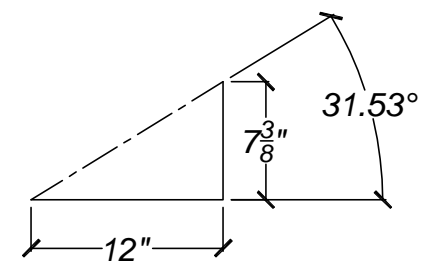
ONE. --- STAIR (GALV.) --- 8S1

GALVANIZED STRINGERS.

1-1/2" ALUMINUM I-BAR, NON SLIP TREADS.

2/AB-7 STAIR. AERATION BASIN STAIR AT THE WALL BETWEEN AB1 & AB2.

NOTE: HAND RAILS ARE NOT DRAWN ON THIS SET OF PRINTS.



ANCHOR BOLT LIST: (FOR THIS STAIR)
 (6 REQ.) 3/4" EPOXY ANCHORS (GALV.)
 6-3/4" EMBED..

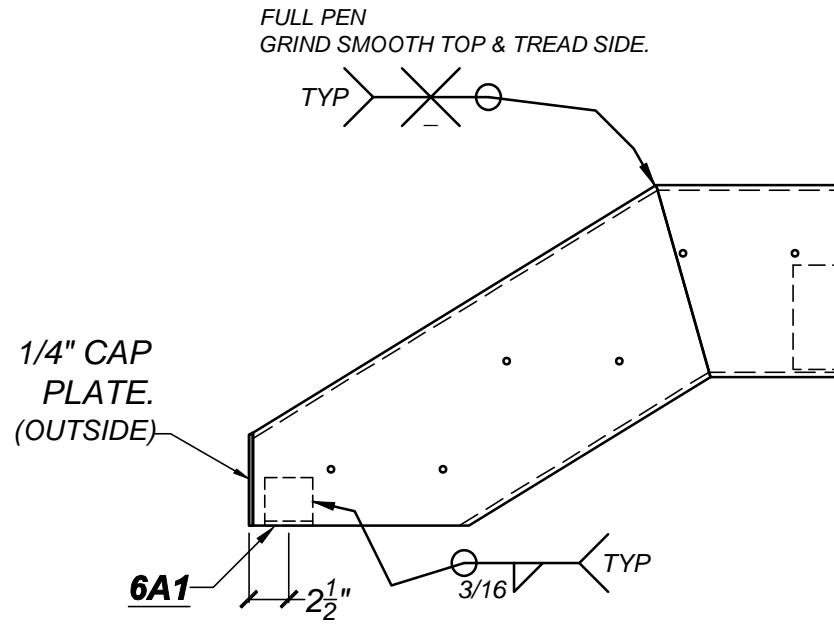
EL. SECTION VIEW

PROGRESS PRINT
 Not Valid for Construction Until
 Stamped

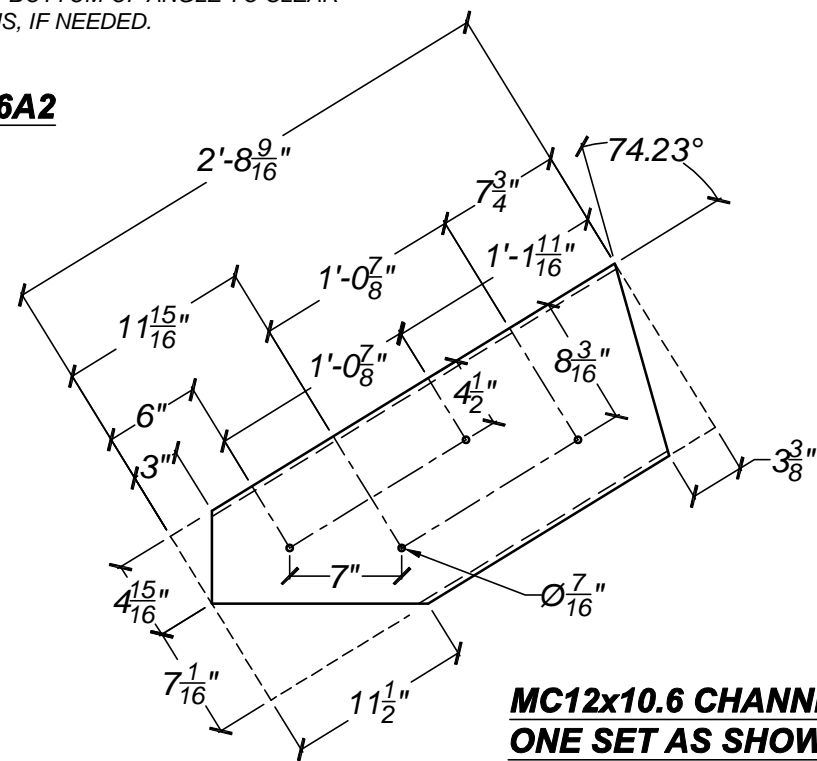
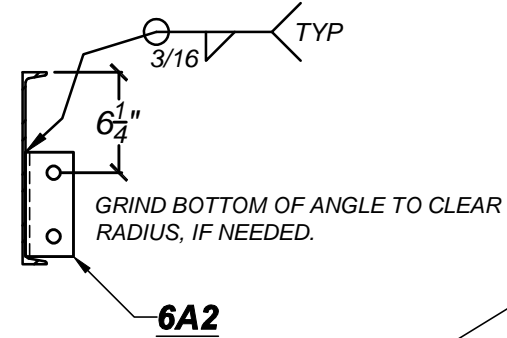


(719) 783-2867

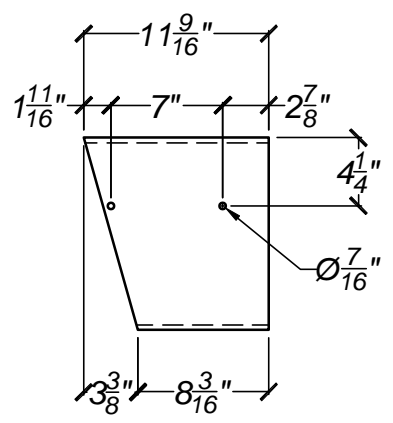
Project	HAROLD D. THOMPSON REGIONAL RECLAMATION FACILITY	Date	1/23/2012
Area	LOWER FOUNTAIN METROPOLITAN SEWEGE DISPOSAL DISTRICT	Drwn By	DWN
Detail	DETAILS --- STAIRS PER 2/AB-7	REV: 1	DATE: 2/02/2012
Ref Dwg	NOTED	Scale	NONE
Sheet	S-8		



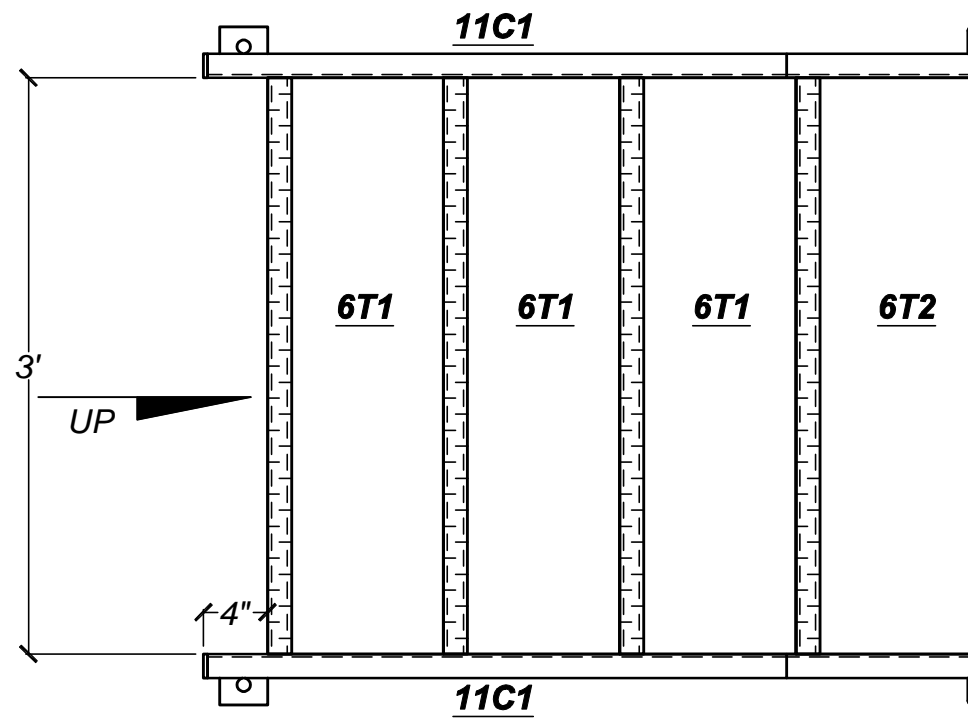
9C1 CHANNELS --- ADDITIONAL STRINGER DETAIL.
GALVANIZE AFTER FAB.



MC12x10.6 CHANNEL STRINGERS --- LAYOUT.
ONE SET AS SHOWN, ONE SET OPPOSITE.



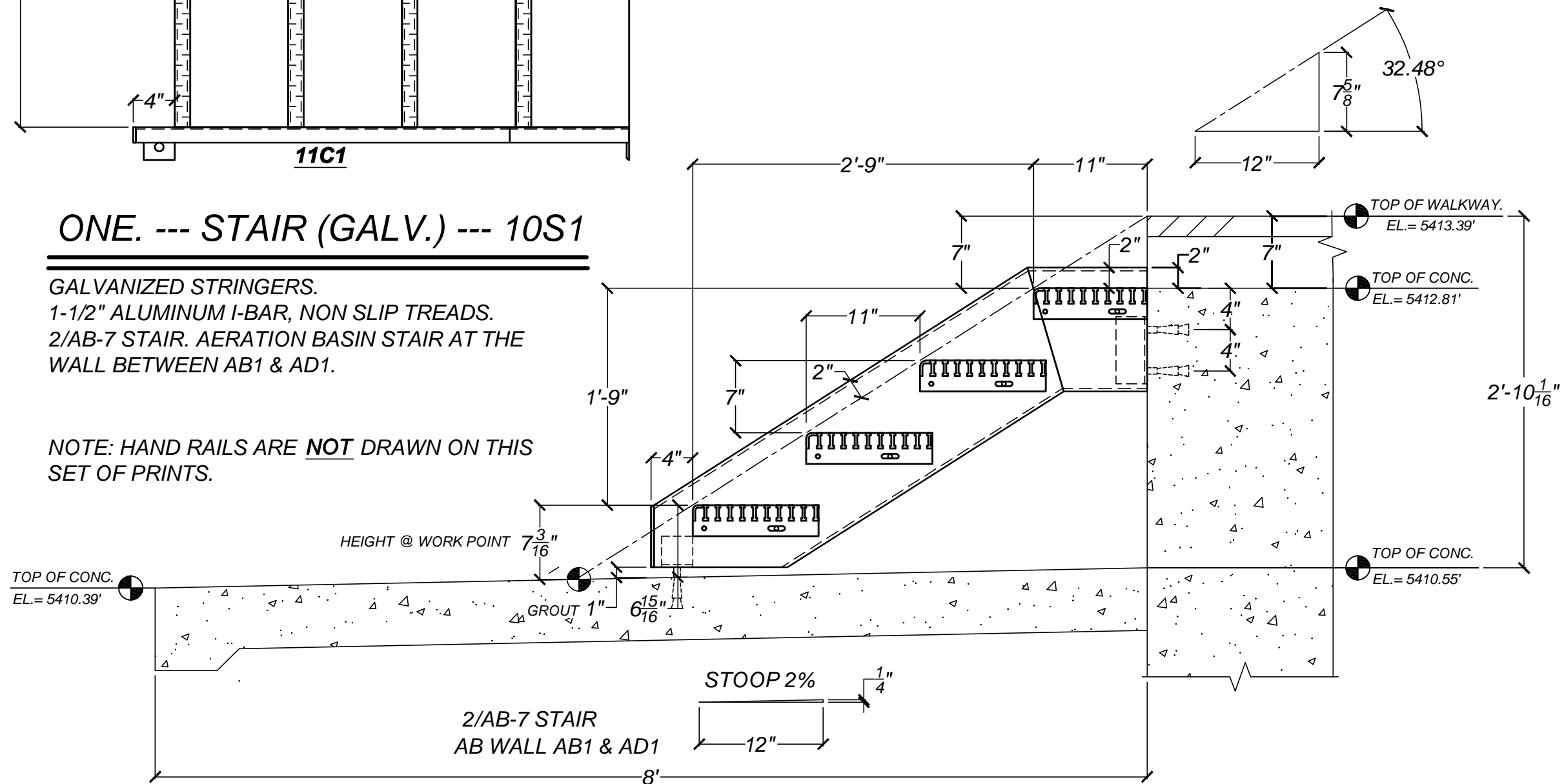
PROGRESS PRINT Not Valid for Construction Until Stamped	 (719) 783-2867	Project	HAROLD D. THOMPSON REGIONAL RECLAMATION FACILITY	Date	1/23/2012
		Area	LOWER FOUNTAIN METROPOLITAN SEWEGE DISPOSAL DISTRICT	Drwn By	DWN
		Detail	DETAILS --- STAIRS PER 2/AB-7	REV: 1	DATE: 2/02/2012
		Ref Dwg	NOTED	Scale	NONE



ONE. --- STAIR (GALV.) --- 10S1

GALVANIZED STRINGERS.
 1-1/2" ALUMINUM I-BAR, NON SLIP TREADS.
 2/AB-7 STAIR. AERATION BASIN STAIR AT THE
 WALL BETWEEN AB1 & AD1.

NOTE: HAND RAILS ARE NOT DRAWN ON THIS
 SET OF PRINTS.

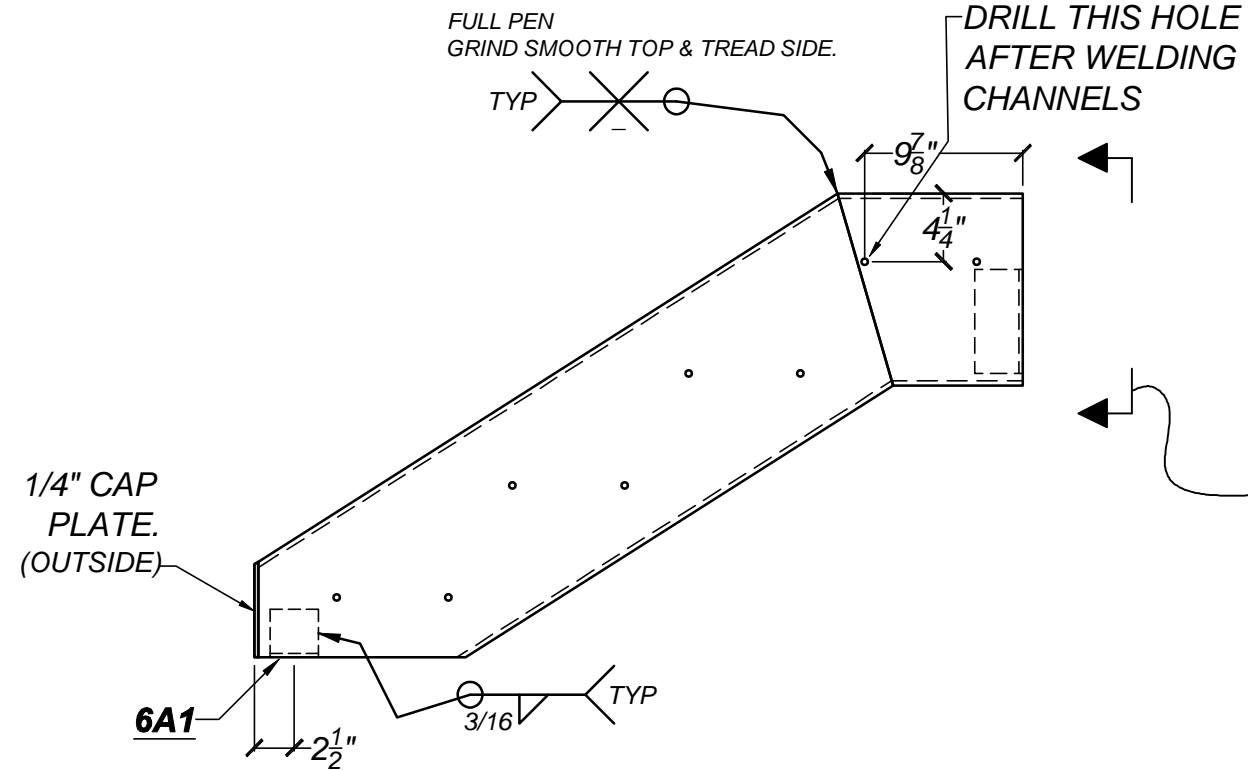


PROGRESS PRINT
 Not Valid for Construction Until
 Stamped

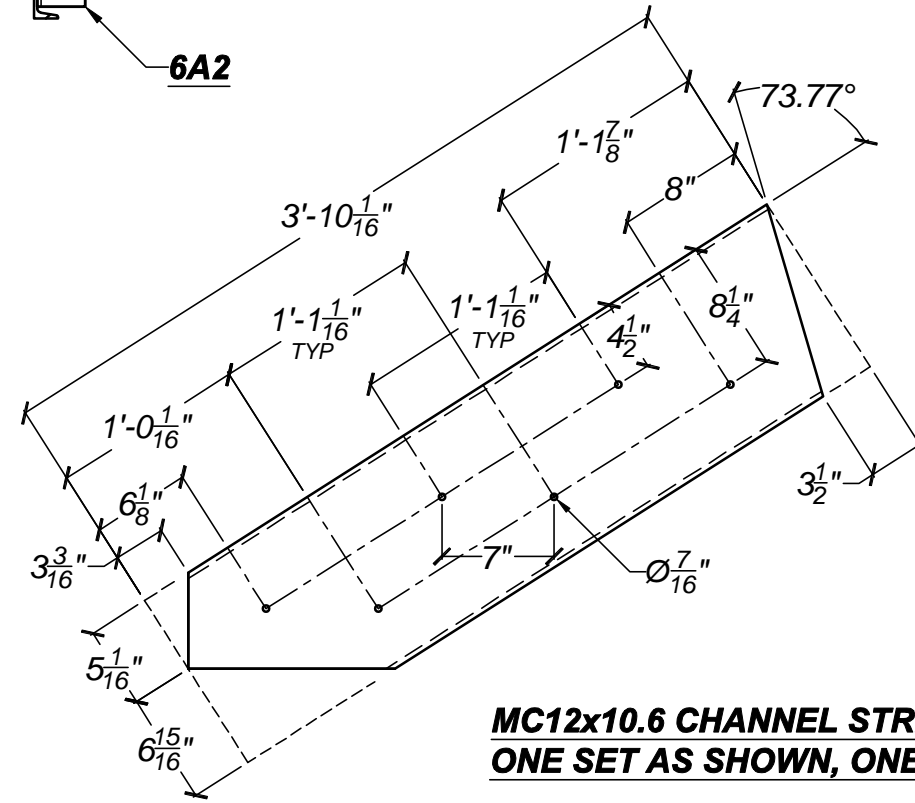


(719) 783-2867

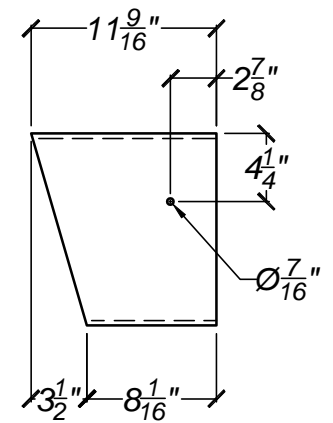
Project	HAROLD D. THOMPSON REGIONAL RECLAMATION FACILITY	Date	1/23/2012
Area	LOWER FOUNTAIN METROPOLITAN SEWEGE DISPOSAL DISTRICT	Drwn By	DWN
Detail	DETAILS --- STAIRS PER 2/AB-7	REV: 1	DATE: 2/02/2012
Ref Dwg	NOTED	Scale	NONE
		Sheet	S-10



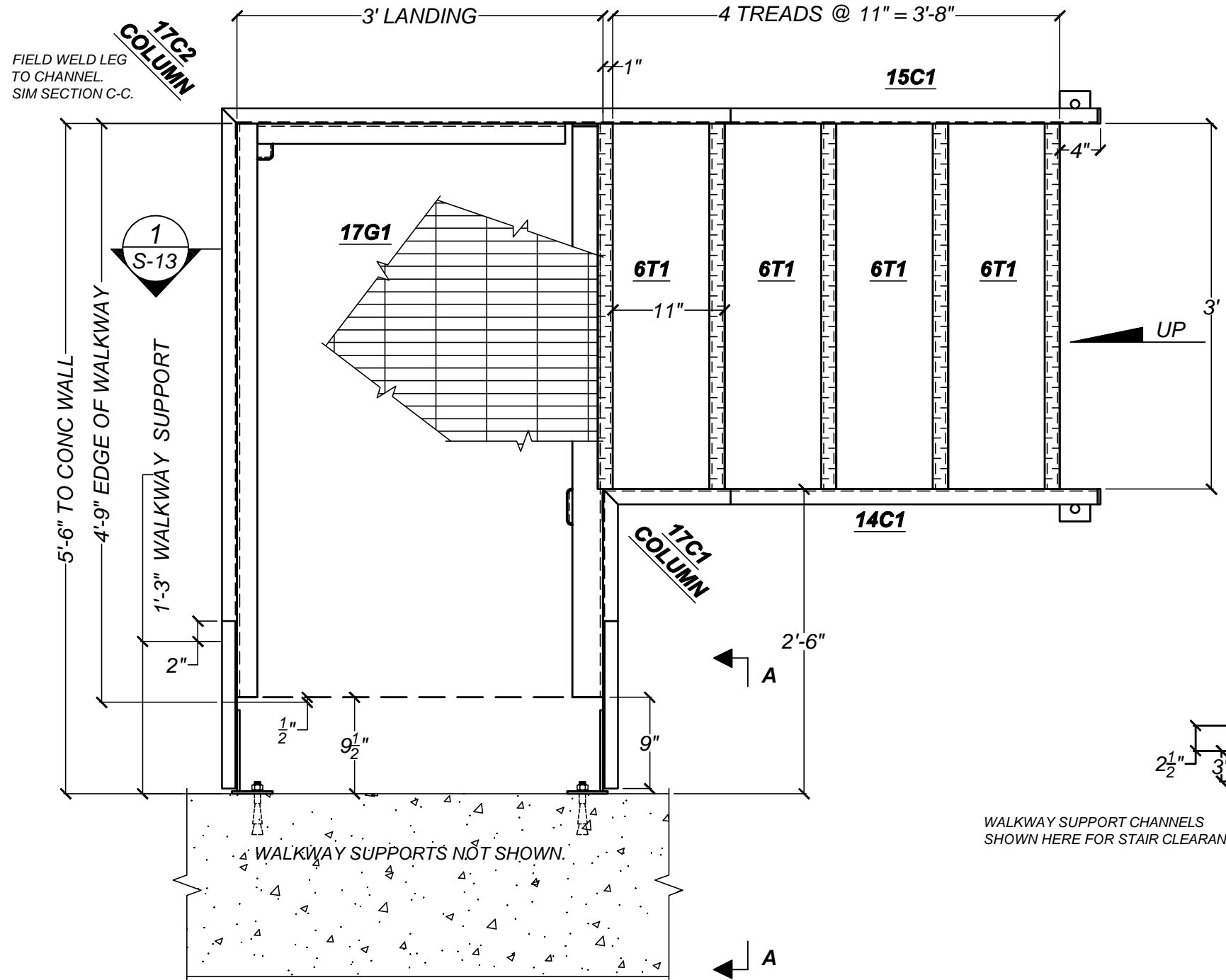
11C1 CHANNELS --- ADDITIONAL STRINGER DETAIL.
GALVANIZE AFTER FAB.



MC12x10.6 CHANNEL STRINGERS --- LAYOUT.
ONE SET AS SHOWN, ONE SET OPPOSITE.



PROGRESS PRINT Not Valid for Construction Until Stamped	 (719) 783-2867	Project	HAROLD D. THOMPSON REGIONAL RECLAMATION FACILITY	Date	1/23/2012
		Area	LOWER FOUNTAIN METROPOLITAN SEWEGE DISPOSAL DISTRICT	Drwn By	DWN
		Detail	DETAILS --- STAIRS PER 2/AB-7	REV: 1	DATE: 2/02/2012
		Ref Dwg	NOTED	Scale	NONE

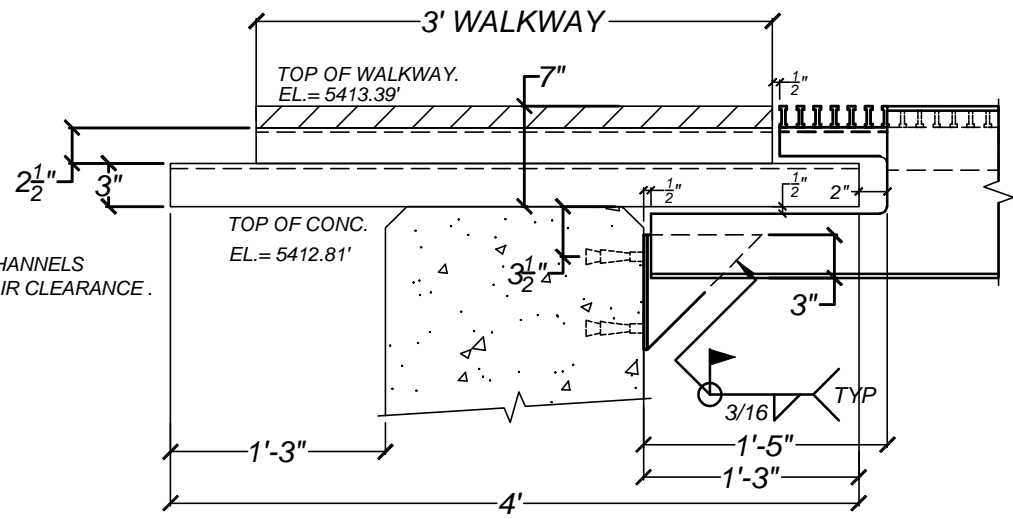


NOTE TO ENGINEER: SIMILAR ALL STAIRS WITH LANDING.

PLEASE VERIFY: 1" OF STRINGER LENGTH HAS BEEN ADDED TO THE STRINGERS & THE LANDING CHANNELS TO ALLOW A TOE CLEARANCE FROM THE TOP TREAD TO THE LANDING GRATING SUPPORT ANGLE 14A1?

PLEASE VERIFY: A 1/2" CLEARANCE HAS BEEN ASSUMED ON THE END OF THE PLATFORM THAT CONNECTS TO THE CONCRETE WALL?

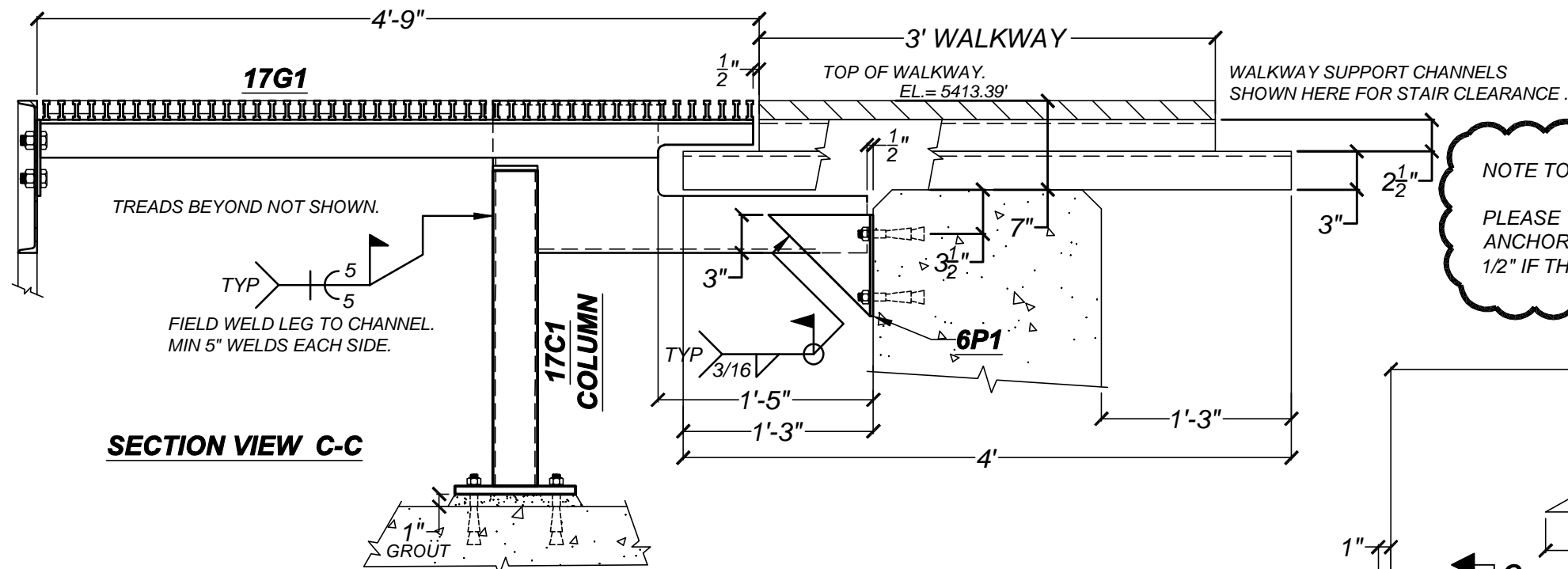
PLEASE VERIFY: THE 14A1 LEDGER ANGLE HAS BEEN COPED TO CLEAR THE WALKWAY SUPPORT?
END PLATE ADDED TO ONE END OF 14A1 TO BREAK ASSEMBLY FOR GALVANIZING?



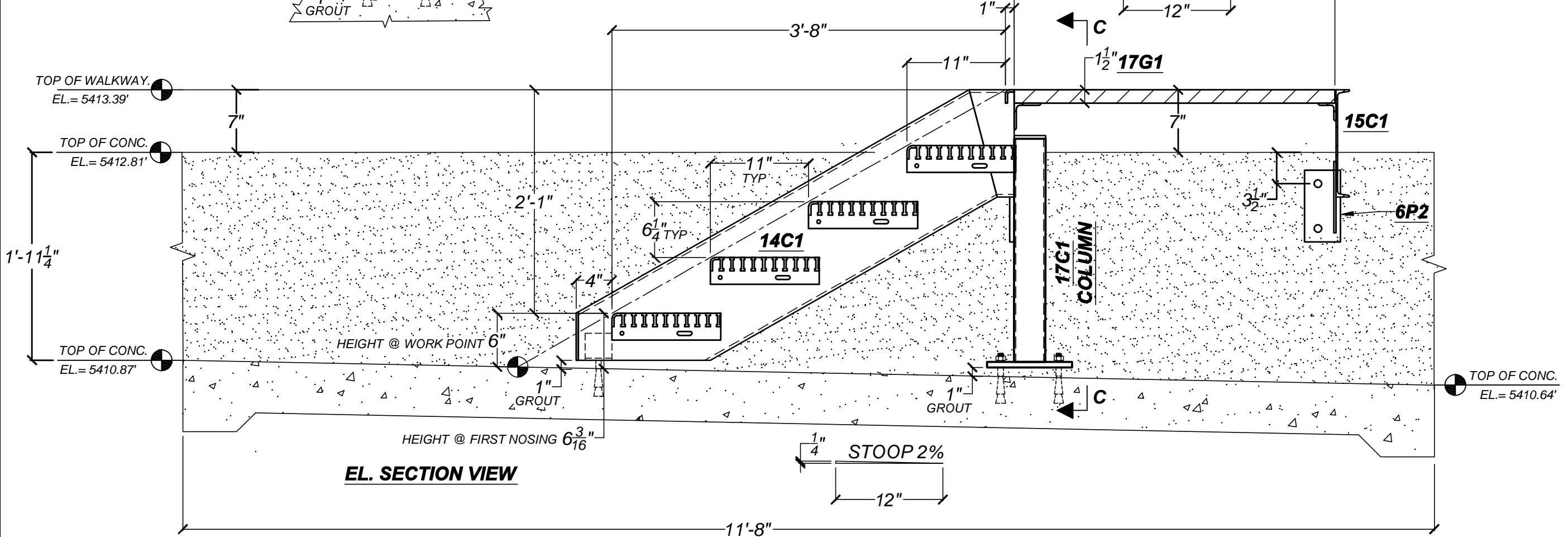
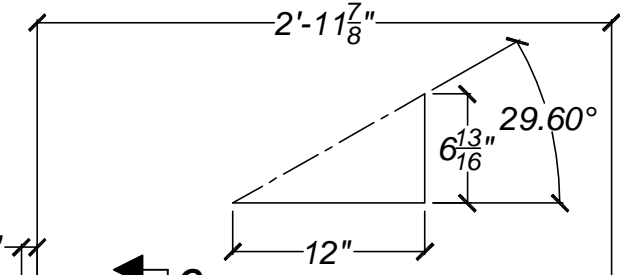
ONE. --- STAIR (GALV.) --- 12S1

GALVANIZED STRINGERS & LANDING.
1-1/2" ALUMINUM I-BAR, NON SLIP TREADS.
1/AB-8 STAIR. AERATION BASIN STAIR AT THE
SOUTH/WEST CORNER.

PROGRESS PRINT Not Valid for Construction Until Stamped	 (719) 783-2867	Project	HAROLD D. THOMPSON REGIONAL RECLAMATION FACILITY	Date	1/23/2012
		Area	LOWER FOUNTAIN METROPOLITAN SEWEGE DISPOSAL DISTRICT	Drwn By	DWN
		Detail	DETAILS --- STAIRS PER 1/AB-8	REV: 1	DATE: 2/02/2012
		Ref Dwg	NOTED	Scale	NONE



NOTE TO ENGINEER: ALL 6P1 WALL CONNECTIONS.
 PLEASE VERIFY: THE EDGE OF CONC DIMENSION FOR THE TOP ANCHOR AT 6P1 IS 3-1/2" NOT 4". 6P1 MAY NEED TO MOVE DOWN 1/2" IF THE 4" EDGE DISTANCE IS REQUIRED?

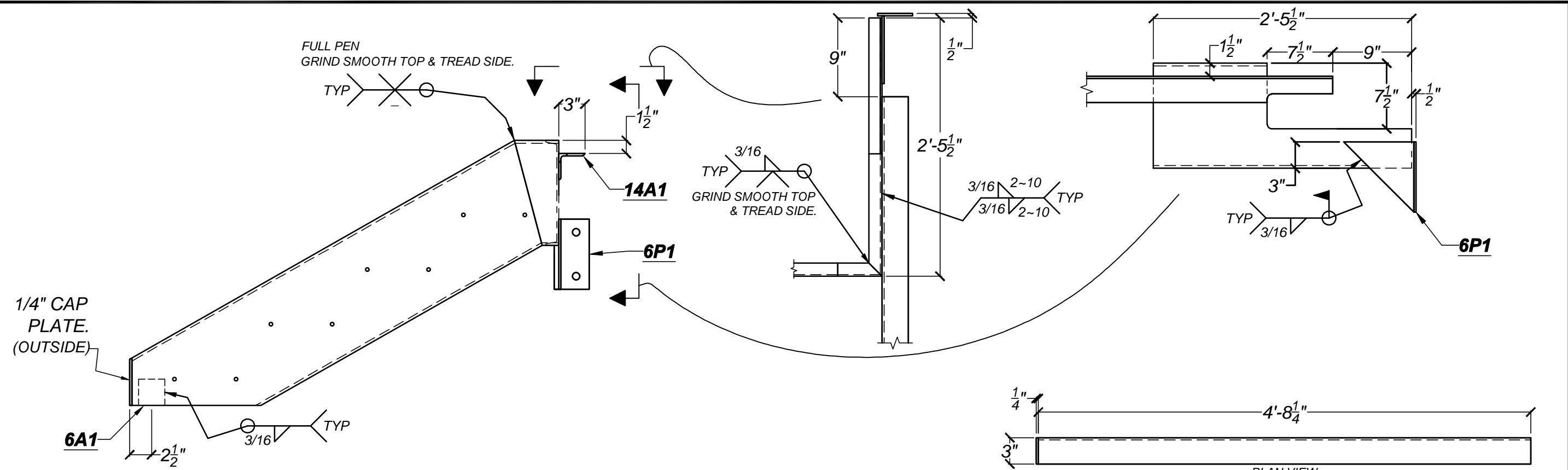


SECTION 1
 S-13

PROGRESS PRINT
 Not Valid for Construction Until
 Stamped



Project	HAROLD D. THOMPSON REGIONAL RECLAMATION FACILITY	Date	1/23/2012
Area	LOWER FOUNTAIN METROPOLITAN SEWEGE DISPOSAL DISTRICT	Drwn By	DWN
Detail	DETAILS --- STAIRS PER 1/AB-8	REV: 1	DATE: 2/02/2012
Ref Dwg	NOTED	Scale	NONE
		Sheet	S-13



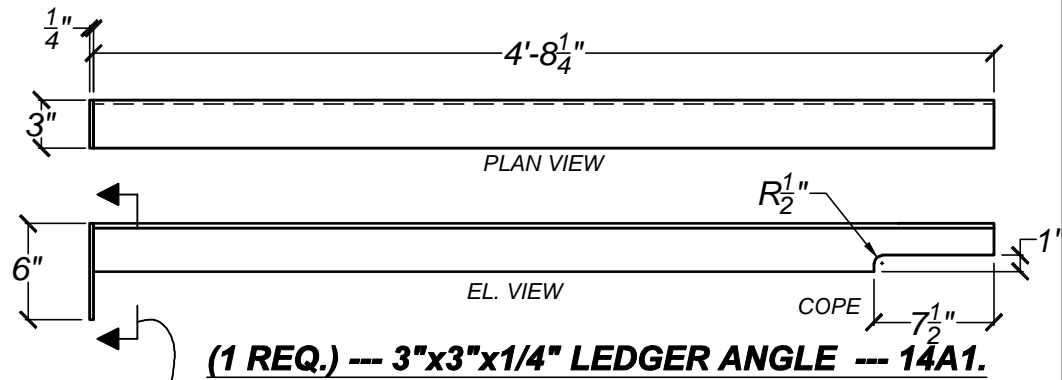
1/4" CAP PLATE. (OUTSIDE)

6A1

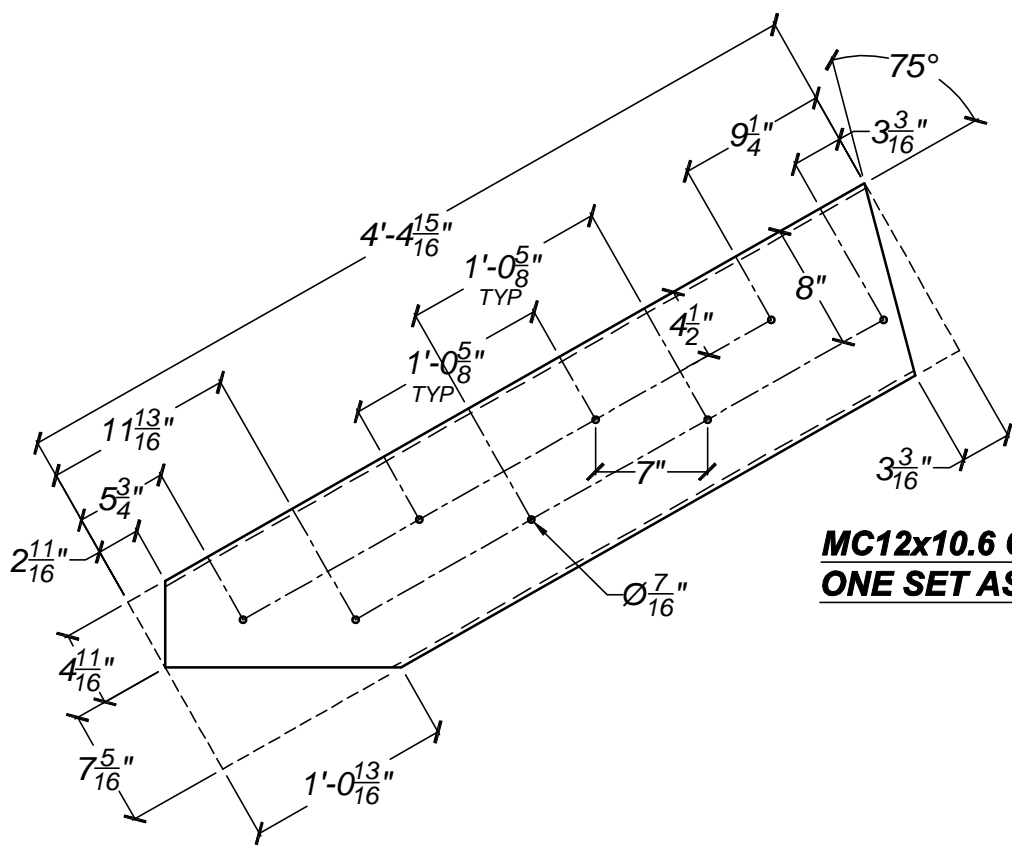
14A1

6P1

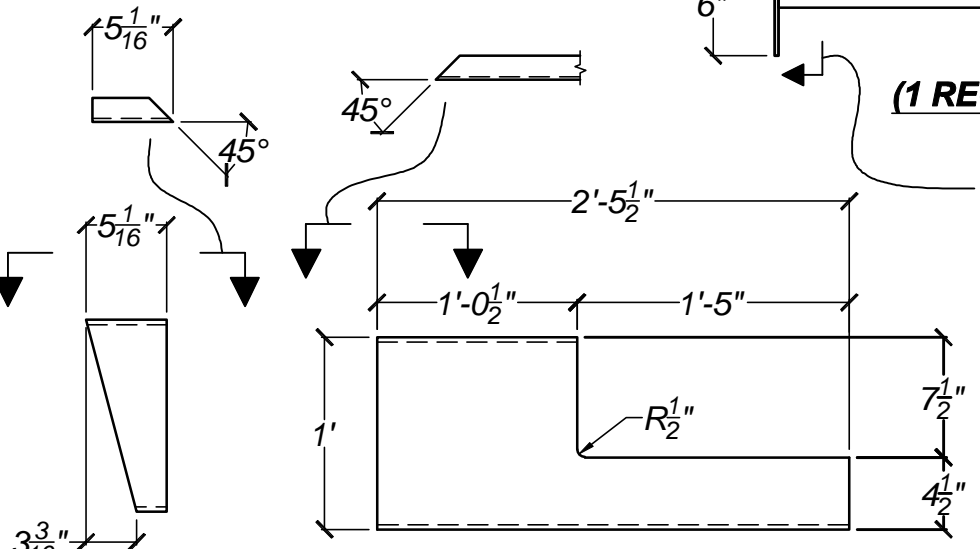
14C1 CHANNEL --- ADDITIONAL STRINGER & LANDING DETAIL.
GALVANIZE AFTER FAB.



(1 REQ.) --- 3"x3"x1/4" LEDGER ANGLE --- 14A1.



MC12x10.6 CHANNEL STRINGER & LANDING --- LAYOUT.
ONE SET AS SHOWN.



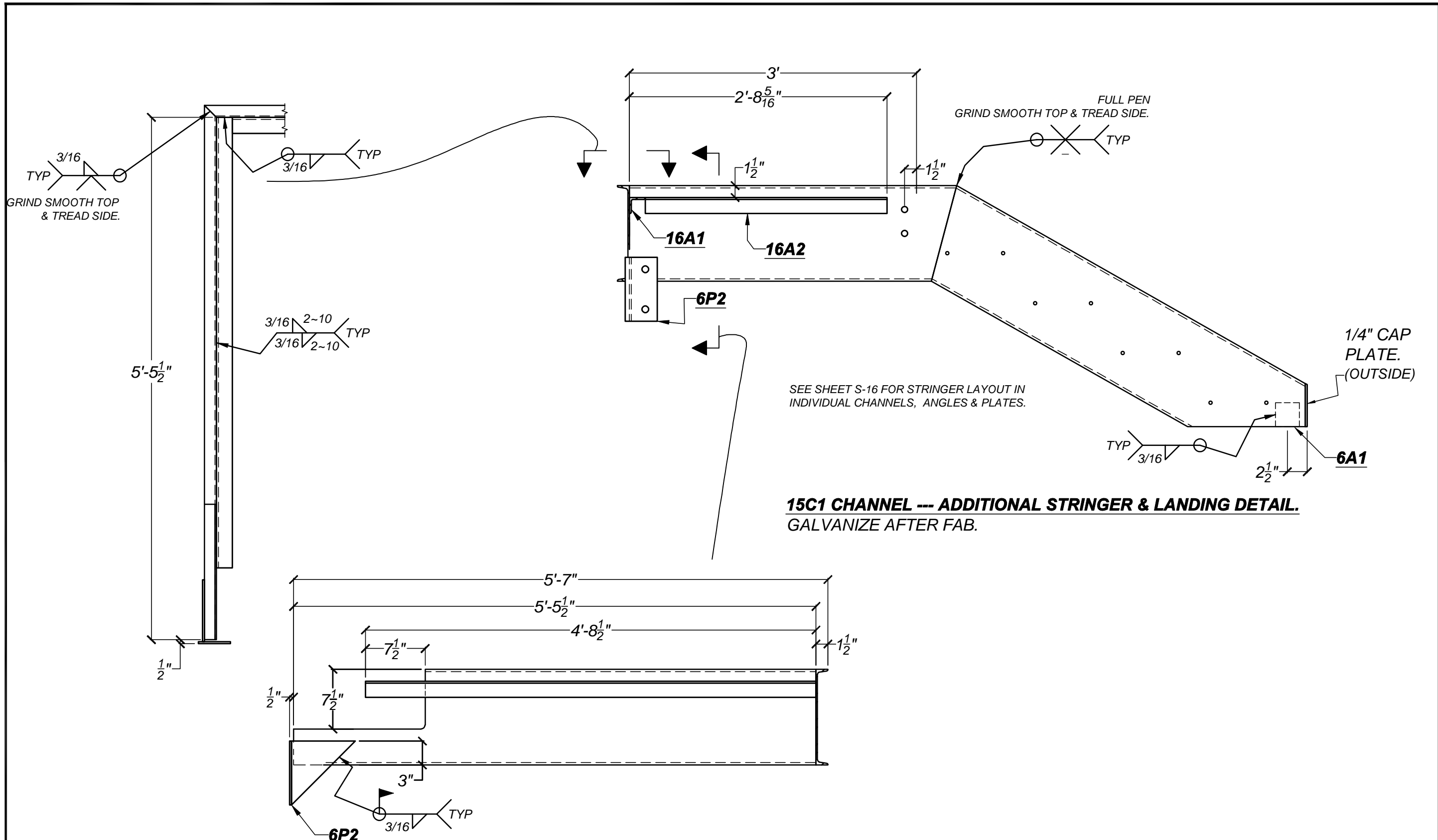
(1 REQ.) --- 1/4" PLATE --- 14P2.

BOLT LIST: (FOR THIS STAIR)
(6 REQ.) 3/4" EPOXY ANCHORS (GALV.)
6-3/4" EMBED..
(2 REQ.) 3/4" A325 BOLTS x 1-1/2" (GALV.)

PROGRESS PRINT
Not Valid for Construction Until
Stamped



Project	HAROLD D. THOMPSON REGIONAL RECLAMATION FACILITY	Date	1/23/2012
Area	LOWER FOUNTAIN METROPOLITAN SEWEGE DISPOSAL DISTRICT	Drwn By	DWN
Detail	DETAILS --- STAIRS PER 1/AB-8	REV: 1	DATE: 2/02/2012
Ref Dwg	NOTED	Scale	NONE
		Sheet	S-14



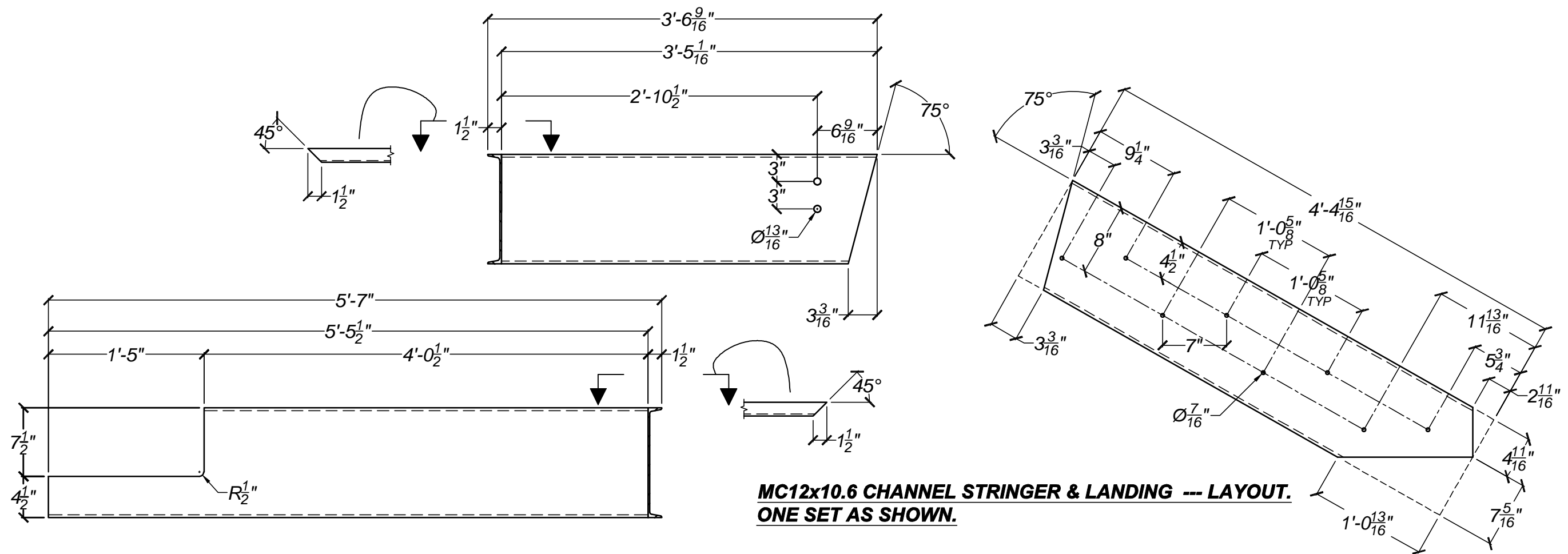
15C1 CHANNEL --- ADDITIONAL STRINGER & LANDING DETAIL.
 GALVANIZE AFTER FAB.

PROGRESS PRINT
 Not Valid for Construction Until
 Stamped

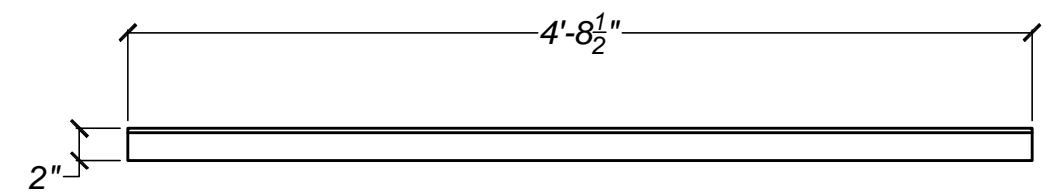


(719) 783-2867

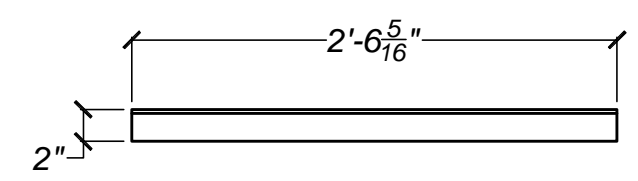
Project	HAROLD D. THOMPSON REGIONAL RECLAMATION FACILITY	Date	1/23/2012
Area	LOWER FOUNTAIN METROPOLITAN SEWEGE DISPOSAL DISTRICT	Drwn By	DWN
Detail	DETAILS --- STAIRS PER 1/AB-8	REV: 1	DATE: 2/02/2012
Ref Dwg	NOTED	Scale	NONE
			Sheet S-15



**MC12x10.6 CHANNEL STRINGER & LANDING --- LAYOUT.
ONE SET AS SHOWN.**

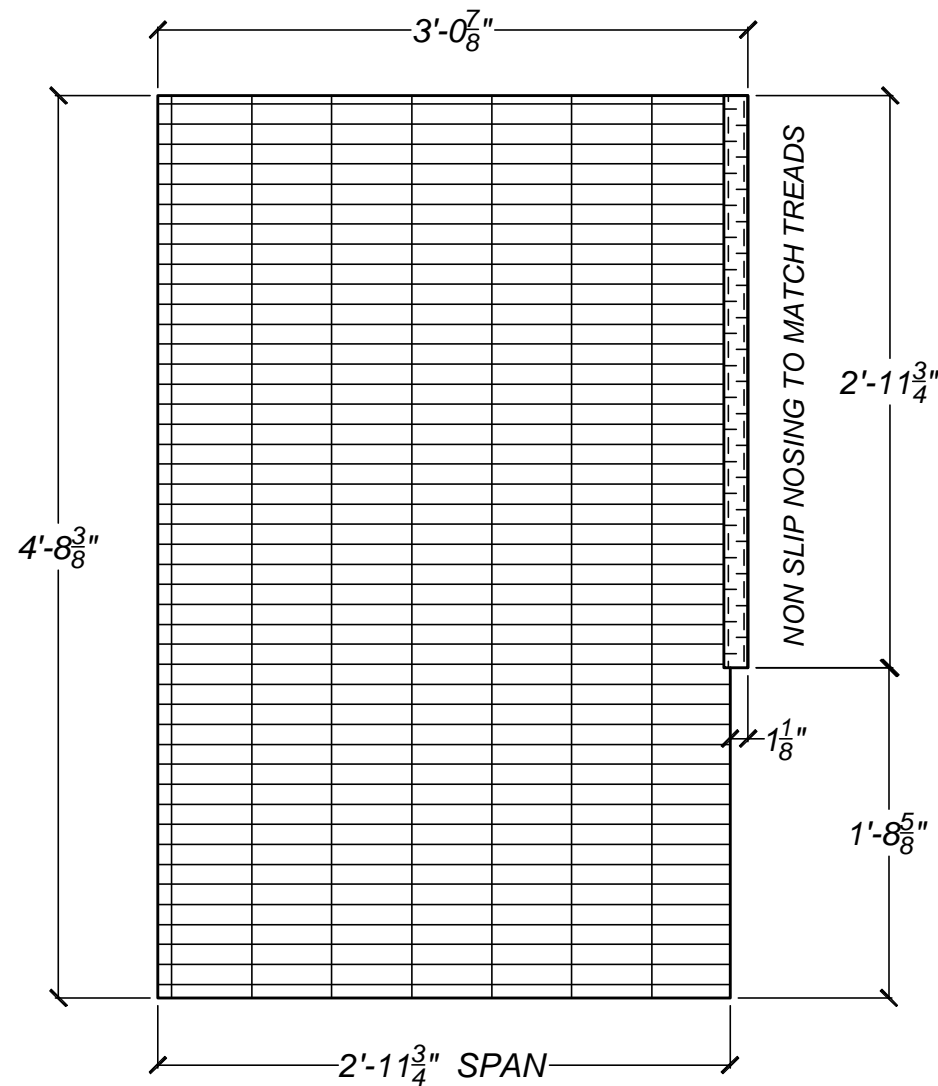


(1 REQ.) --- 2"x2"x1/4" LEDGER ANGLE --- 16A1.



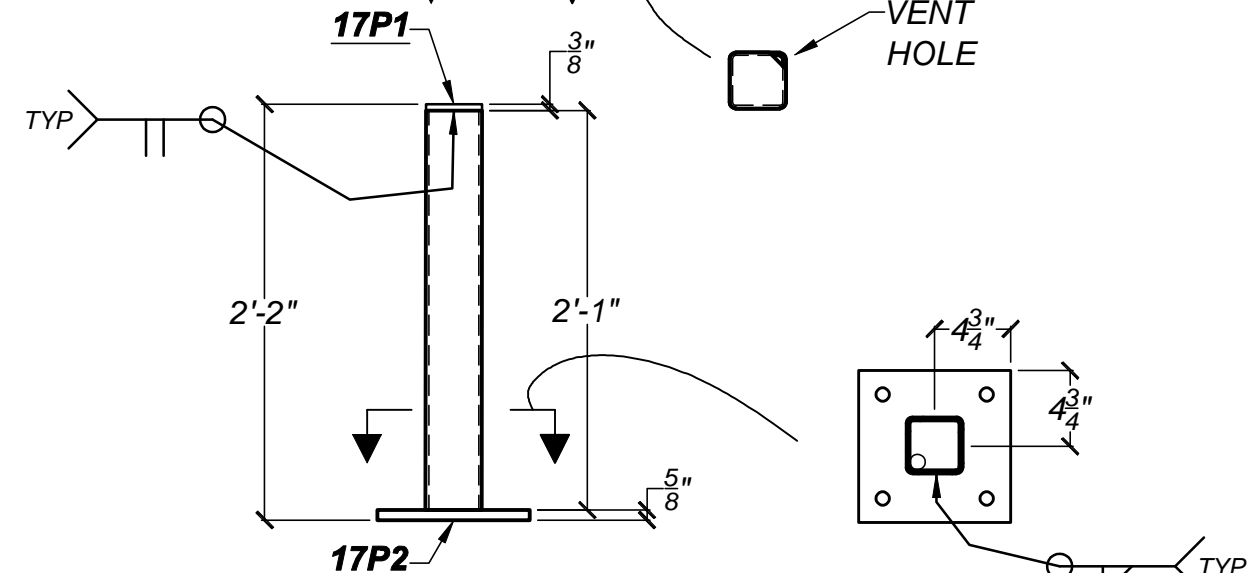
(1 REQ.) --- 2"x2"x1/4" LEDGER ANGLE --- 16A2.

PROGRESS PRINT Not Valid for Construction Until Stamped	 (719) 783-2867	Project HAROLD D. THOMPSON REGIONAL RECLAMATION FACILITY	Date 1/23/2012
		Area LOWER FOUNTAIN METROPOLITAN SEWEGE DISPOSAL DISTRICT	Drwn By DWN
		Detail DETAILS --- STAIRS PER 1/AB-8	REV: 1 DATE: 2/02/2012
		Ref Dwg NOTED Scale NONE	Sheet S-16

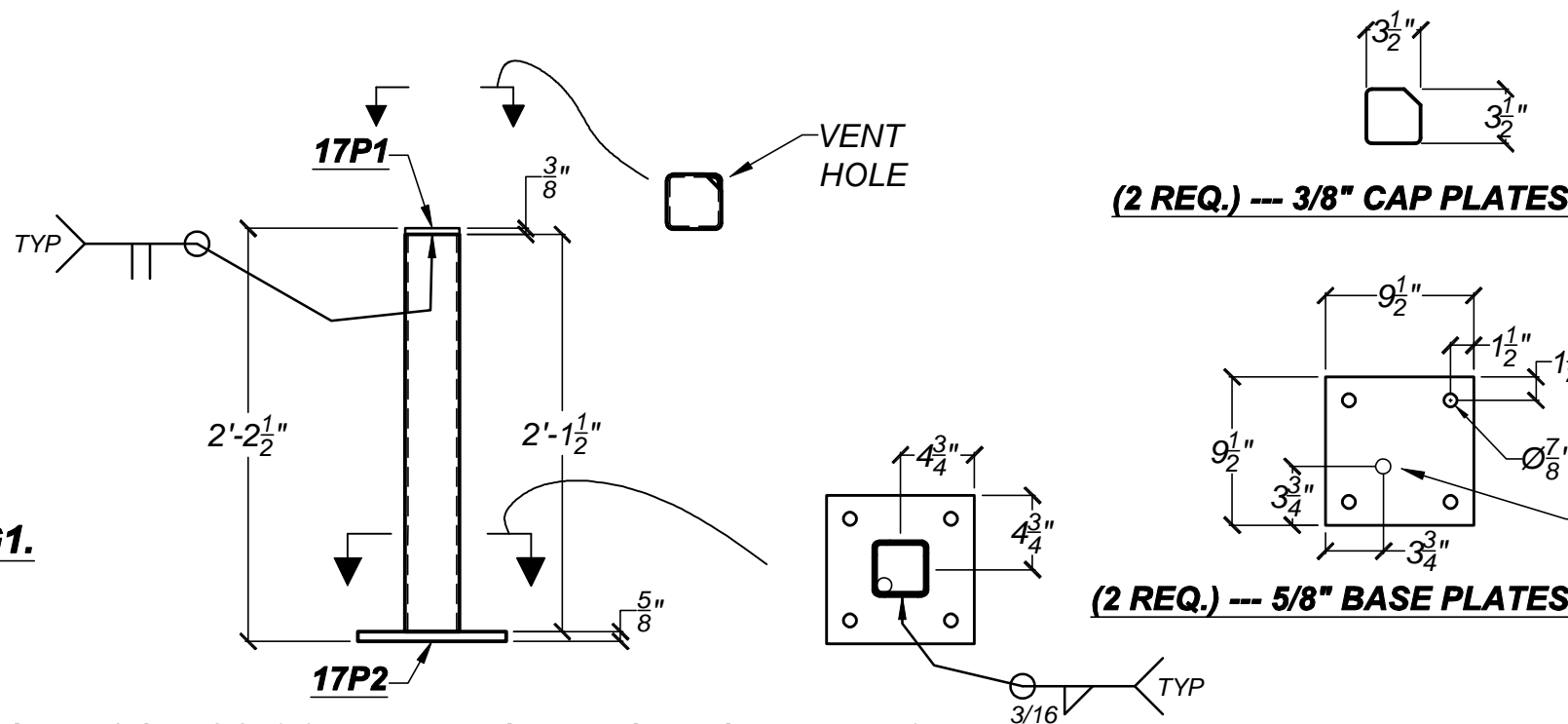


(1 REQ.) 1-1/2" ALUMINUM I-BAR GRATING WITH NON SLIP SURFACE --- 17G1.

SHOP NOTE:
 THIS GRATING IS TO BE FABRICATED TO ONE LARGE PANEL. TRIM GRATING WHEN PANELS ARE CUT TO SIZE SO THE PANEL CAN BE WELDED TO MAKE ONE LARGE GRATING PANEL.
 ATTACH GRATING TO LANDING WITH M-CLIPS & SS304 SCREWS & PER MANUFACTURERS RECOMONDATIONS.
 PROTECT ALUMINUM PER SPECS FOR ALUMINUM IN CONTACT WITH STEEL.



(1 REQ.) HSS COLUMN 3-1/2"x3-1/2"x3/16" --- 17C1.

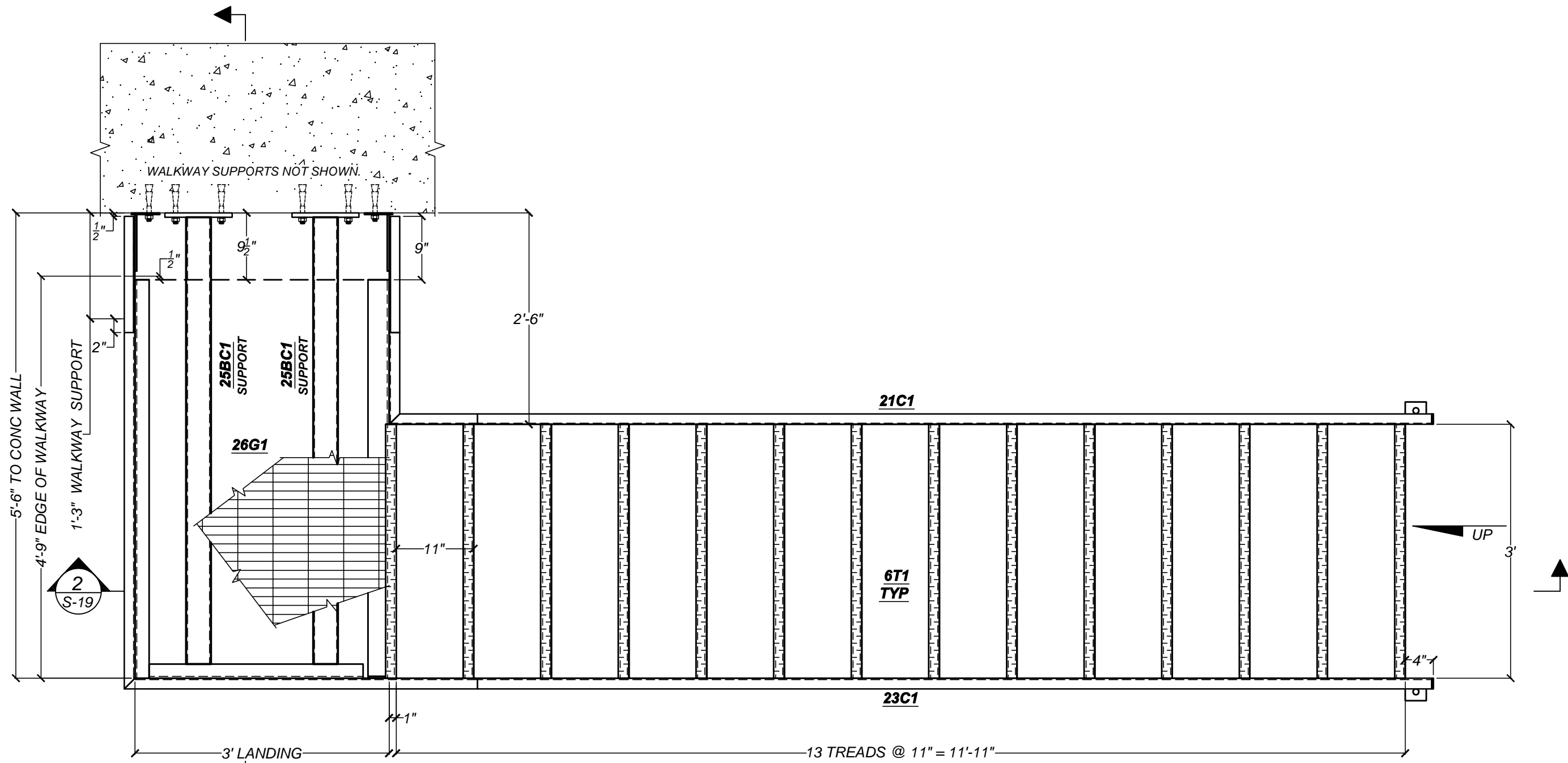


(1 REQ.) HSS COLUMN 3-1/2"x3-1/2"x3/16" --- 17C2.

(2 REQ.) --- 3/8" CAP PLATES --- 17P1.

(2 REQ.) --- 5/8" BASE PLATES --- 17P2.

PROGRESS PRINT Not Valid for Construction Until Stamped	 (719) 783-2867	Project HAROLD D. THOMPSON REGIONAL RECLAMATION FACILITY	Date 1/23/2012
		Area LOWER FOUNTAIN METROPOLITAN SEWEGE DISPOSAL DISTRICT	Drwn By DWN
		Detail DETAILS --- STAIRS PER 1/AB-8	REV: 1 DATE: 2/02/2012
		Ref Dwg NOTED Scale NONE	Sheet S-17



ONE. --- STAIR (GALV.) --- 18S1

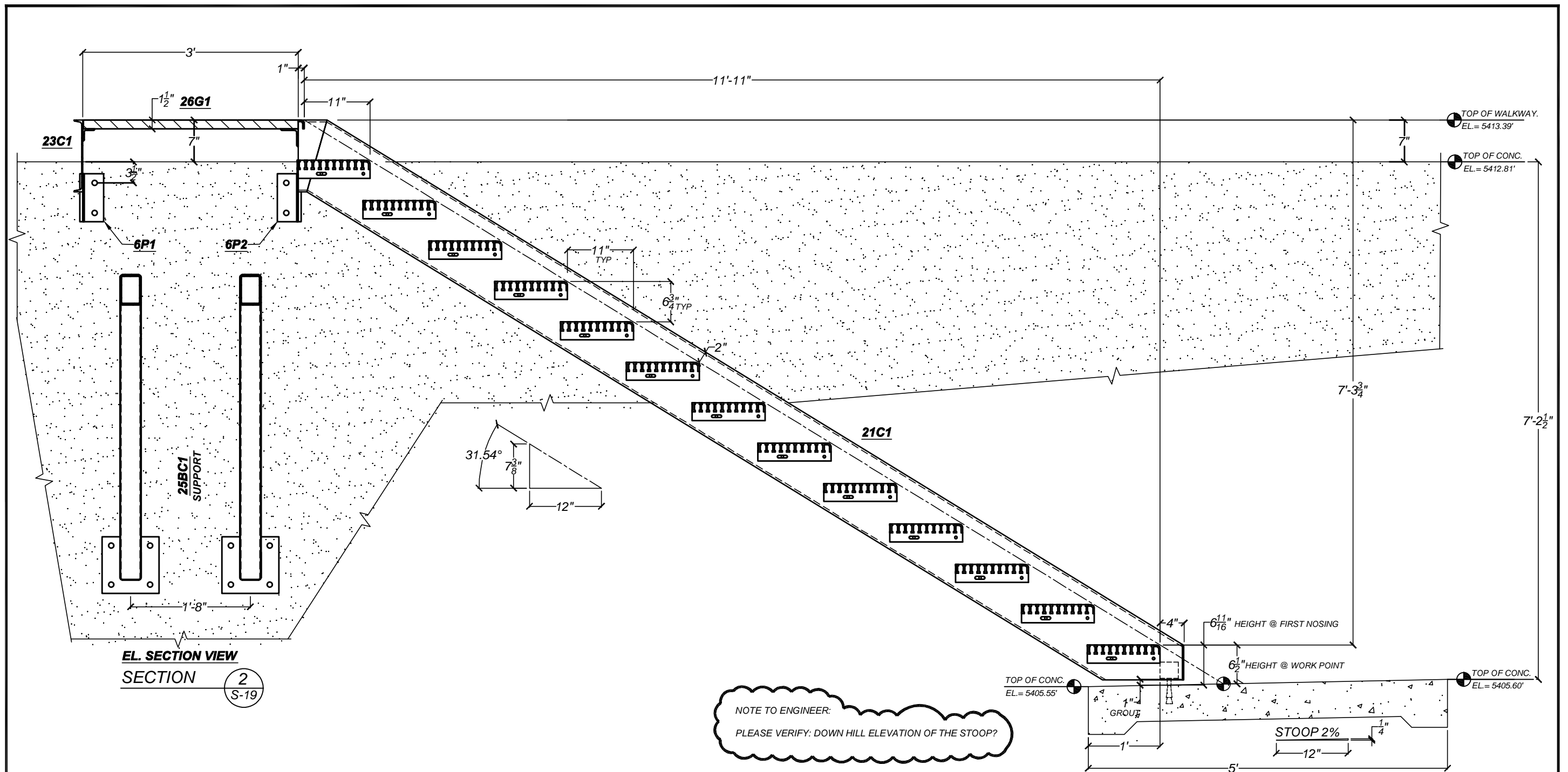
GALVANIZED STRINGERS & LANDING.
 1-1/2" ALUMINUM I-BAR, NON SLIP TREADS.
 2/AB-8 STAIR. AEROBIC DIGESTER NO 3 STAIR AT
 THE SOUTH/EAST CORNER.

PROGRESS PRINT
 Not Valid for Construction Until
 Stamped



(719) 783-2867

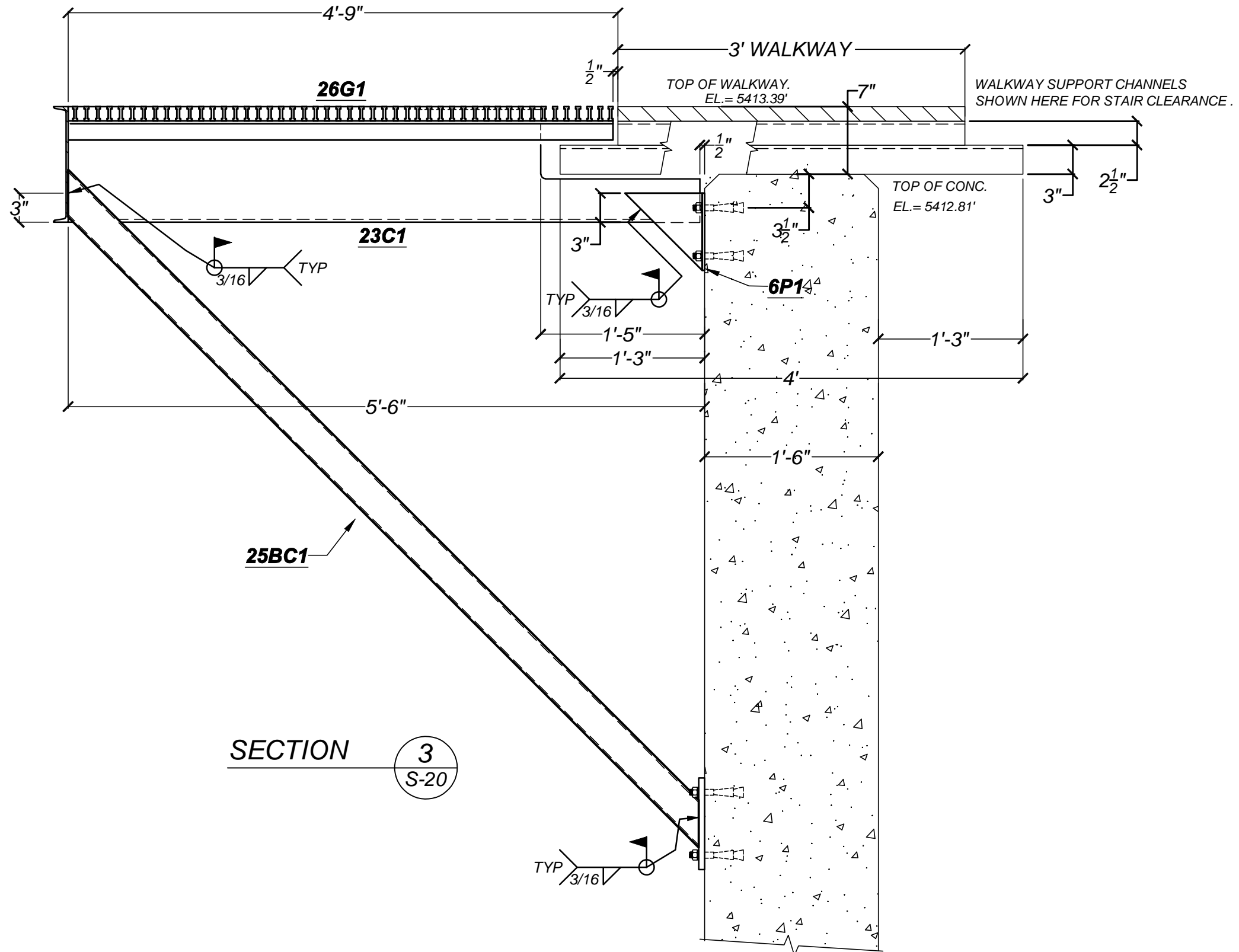
Project	HAROLD D. THOMPSON REGIONAL RECLAMATION FACILITY	Date	1/23/2012
Area	LOWER FOUNTAIN METROPOLITAN SEWEGE DISPOSAL DISTRICT	Drwn By	DWN
Detail	DETAILS --- STAIRS PER 2/AB-8	REV: 1	DATE: 2/02/2012
Ref Dwg	NOTED	Scale	NONE
		Sheet	S-18



EL. SECTION VIEW
SECTION 2
S-19

NOTE TO ENGINEER:
PLEASE VERIFY: DOWN HILL ELEVATION OF THE STOOP?

PROGRESS PRINT Not Valid for Construction Until Stamped	 (719) 783-2867	Project	HAROLD D. THOMPSON REGIONAL RECLAMATION FACILITY	Date	1/23/2012
		Area	LOWER FOUNTAIN METROPOLITAN SEWEGE DISPOSAL DISTRICT	Drwn By	DWN
		Detail	DETAILS --- STAIRS PER 2/AB-8	REV: 1	DATE: 2/02/2012
		Ref Dwg	NOTED	Scale	NONE

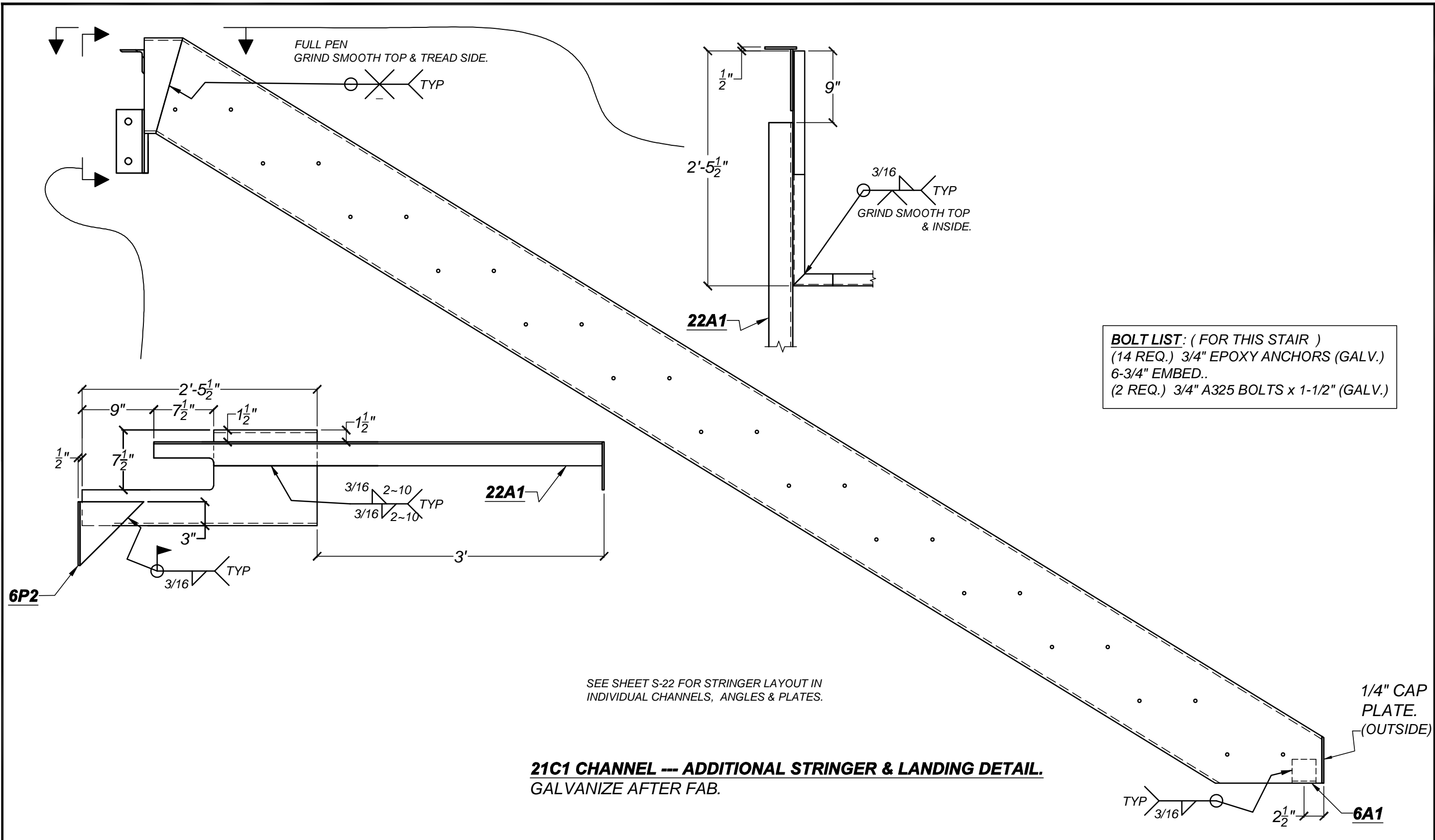


SECTION 3
S-20

PROGRESS PRINT
Not Valid for Construction Until
Stamped



Project	HAROLD D. THOMPSON REGIONAL RECLAMATION FACILITY	Date	1/23/2012
Area	LOWER FOUNTAIN METROPOLITAN SEWEGE DISPOSAL DISTRICT	Drwn By	DWN
Detail	DETAILS --- STAIRS PER 2/AB-8	REV: 1	DATE: 2/02/2012
Ref Dwg	NOTED	Scale	NONE
		Sheet	S-20



BOLT LIST: (FOR THIS STAIR)
 (14 REQ.) 3/4" EPOXY ANCHORS (GALV.)
 6-3/4" EMBED..
 (2 REQ.) 3/4" A325 BOLTS x 1-1/2" (GALV.)

SEE SHEET S-22 FOR STRINGER LAYOUT IN
 INDIVIDUAL CHANNELS, ANGLES & PLATES.

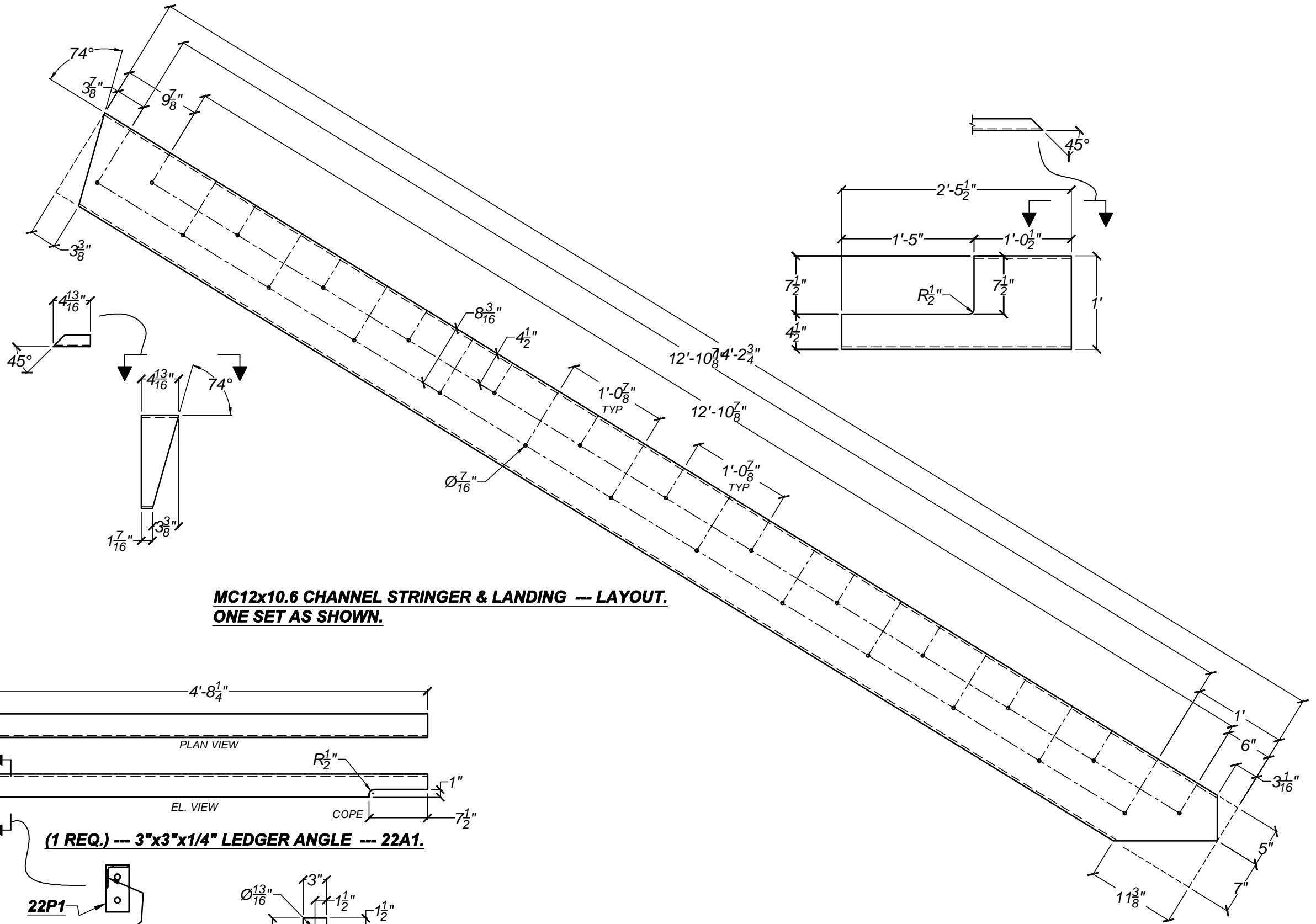
21C1 CHANNEL --- ADDITIONAL STRINGER & LANDING DETAIL.
 GALVANIZE AFTER FAB.

PROGRESS PRINT
 Not Valid for Construction Until
 Stamped

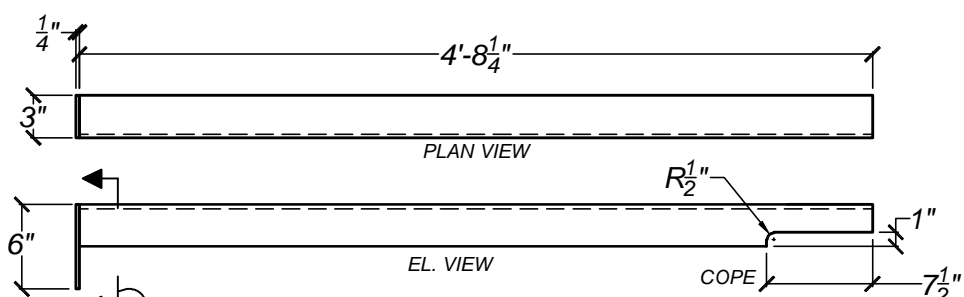


(719) 783-2867


Project	HAROLD D. THOMPSON REGIONAL RECLAMATION FACILITY	Date	1/23/2012
Area	LOWER FOUNTAIN METROPOLITAN SEWEGE DISPOSAL DISTRICT	Drwn By	DWN
Detail	DETAILS --- STAIRS PER 2/AB-8	REV: 1	DATE: 2/02/2012
Ref Dwg	NOTED	Scale	NONE
Sheet	S-21		



**MC12x10.6 CHANNEL STRINGER & LANDING --- LAYOUT.
ONE SET AS SHOWN.**



(1 REQ.) --- 3"x3"x1/4" LEDGER ANGLE --- 22A1.



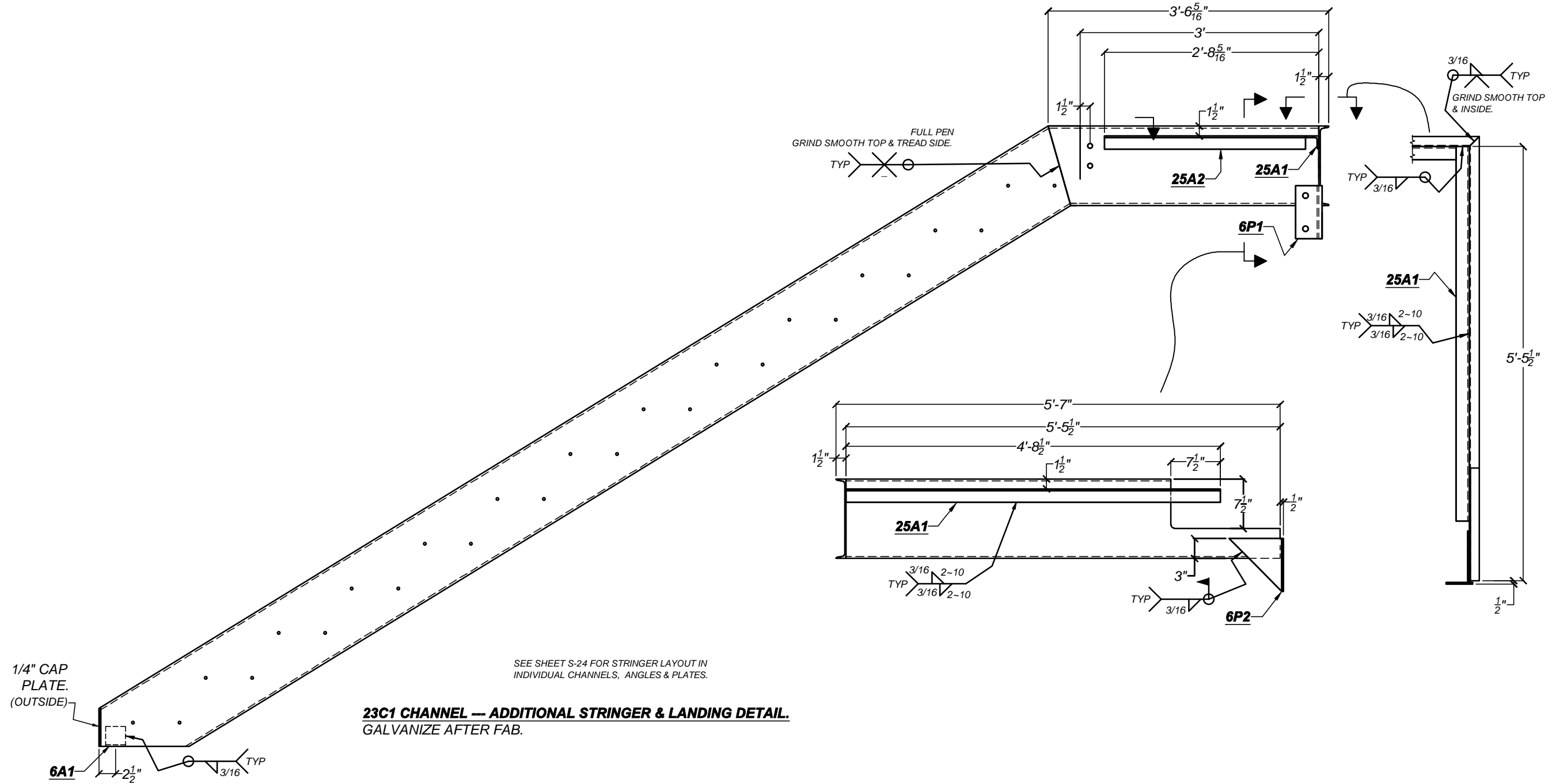
(1 REQ.) --- 1/4" PLATE --- 22P1.

PROGRESS PRINT
Not Valid for Construction Until
Stamped

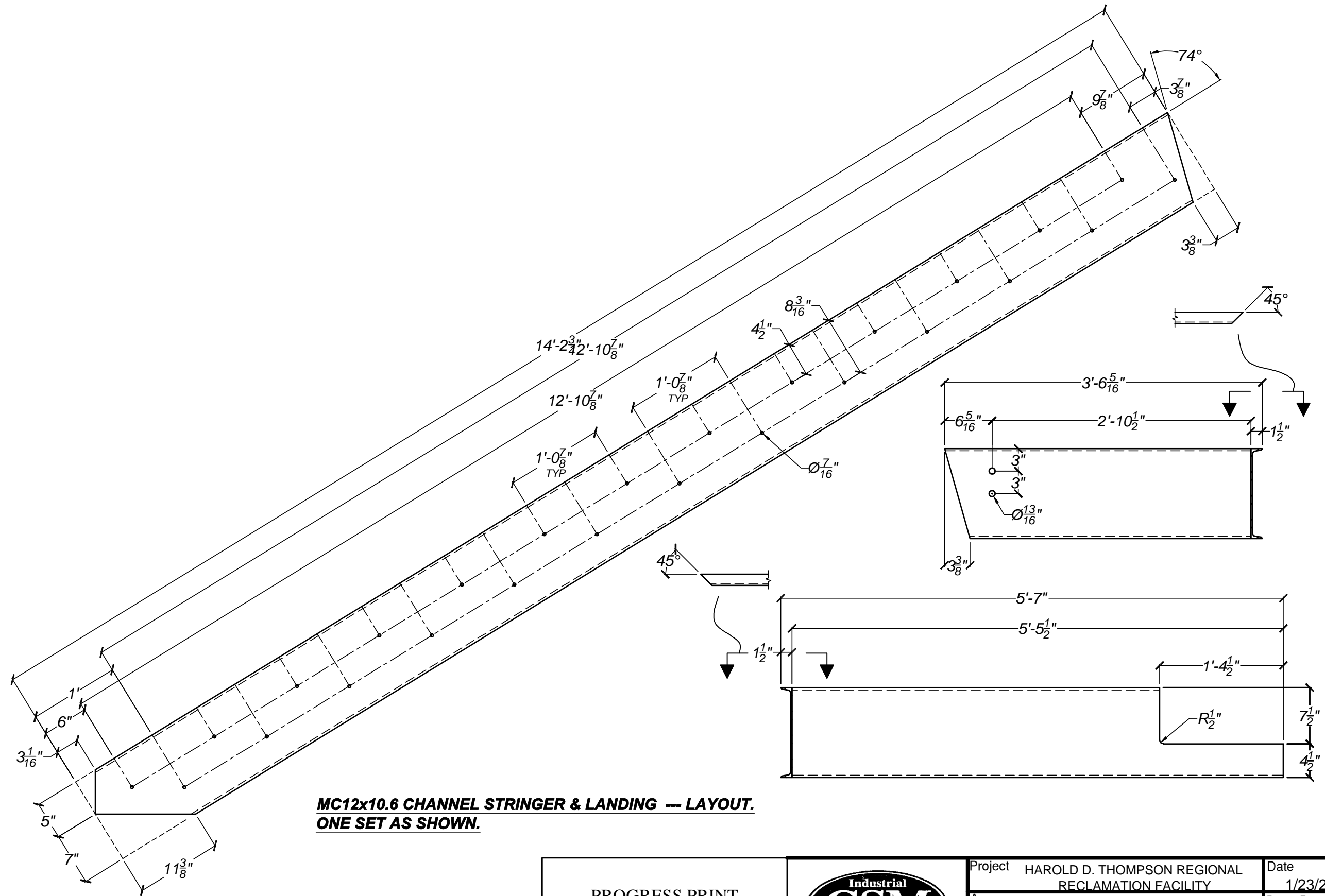


(719) 783-2867

Project	HAROLD D. THOMPSON REGIONAL RECLAMATION FACILITY	Date	1/23/2012	
Area	LOWER FOUNTAIN METROPOLITAN SEWEGE DISPOSAL DISTRICT	Drwn By	DWN	
Detail	DETAILS --- STAIRS PER 2/AB-8	REV: 1	DATE: 2/02/2012	
Ref Dwg	NOTED	Scale	NONE	
			Sheet	S-22



PROGRESS PRINT Not Valid for Construction Until Stamped	 (719) 783-2867	Project HAROLD D. THOMPSON REGIONAL RECLAMATION FACILITY	Date 1/23/2012
		Area LOWER FOUNTAIN METROPOLITAN SEWEGE DISPOSAL DISTRICT	Drwn By DWN
		Detail DETAILS --- STAIRS PER 2/AB-8	REV: 1 DATE: 2/02/2012
		Ref Dwg NOTED Scale NONE	Sheet S-23



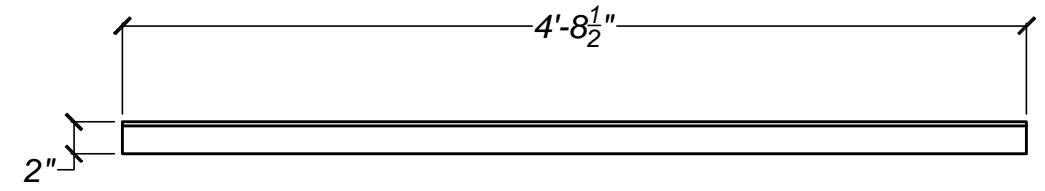
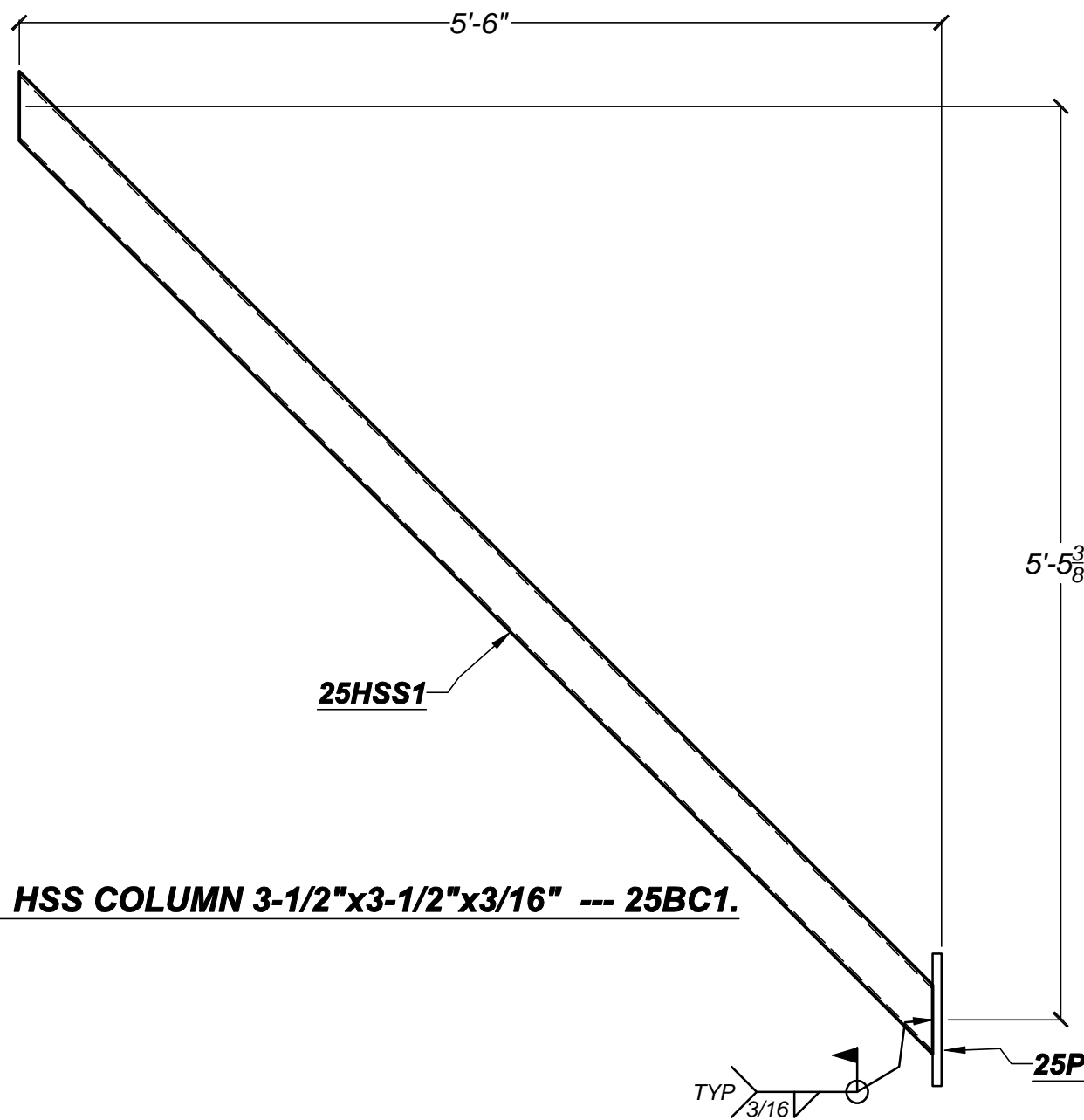
**MC12x10.6 CHANNEL STRINGER & LANDING --- LAYOUT.
ONE SET AS SHOWN.**

PROGRESS PRINT
Not Valid for Construction Until
Stamped

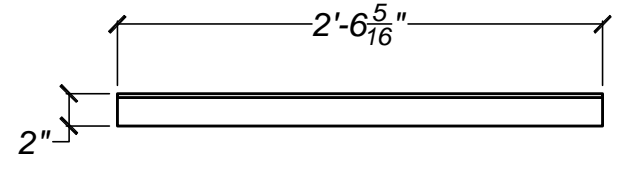


(719) 783-2867

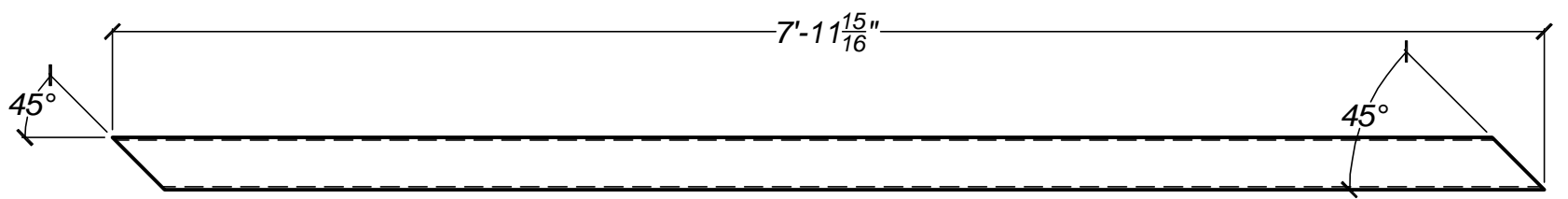
Project	HAROLD D. THOMPSON REGIONAL RECLAMATION FACILITY	Date	1/23/2012	
Area	LOWER FOUNTAIN METROPOLITAN SEWEGE DISPOSAL DISTRICT	Drwn By	DWN	
Detail	DETAILS --- STAIRS PER 2/AB-8	REV: 1	DATE: 2/02/2012	
Ref Dwg	NOTED	Scale	NONE	
			Sheet	S-24



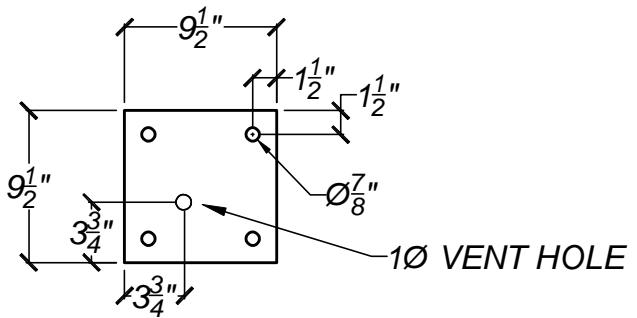
(1 REQ.) --- 2"x2"x1/4" LEDGER ANGLE --- 25A1.



(1 REQ.) --- 2"x2"x1/4" LEDGER ANGLE --- 25A2.



(2 REQ.) HSS COLUMN 3-1/2"x3-1/2"x3/16" --- 25HSS1.

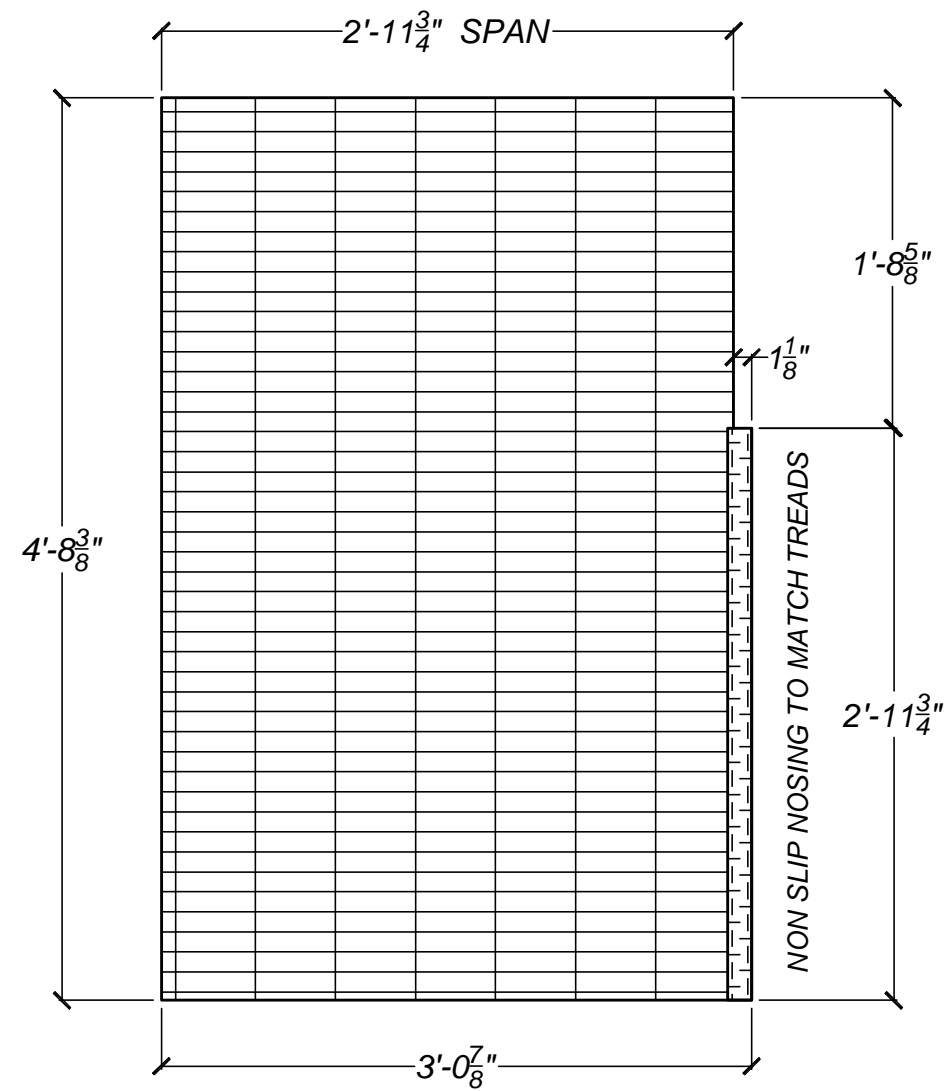


(2 REQ.) --- 5/8" BASE PLATES --- 25P1.

PROGRESS PRINT
Not Valid for Construction Until
Stamped



Project	HAROLD D. THOMPSON REGIONAL RECLAMATION FACILITY	Date	1/23/2012	
Area	LOWER FOUNTAIN METROPOLITAN SEWEGE DISPOSAL DISTRICT	Drwn By	DWN	
Detail	DETAILS --- STAIRS PER 2/AB-8	REV: 1	DATE: 2/02/2012	
Ref Dwg	NOTED	Scale	NONE	
			Sheet	S-25



**(1 REQ.) 1-1/2" ALUMINUM I-BAR GRATING
WITH NON SLIP SURFACE --- 26G1.**

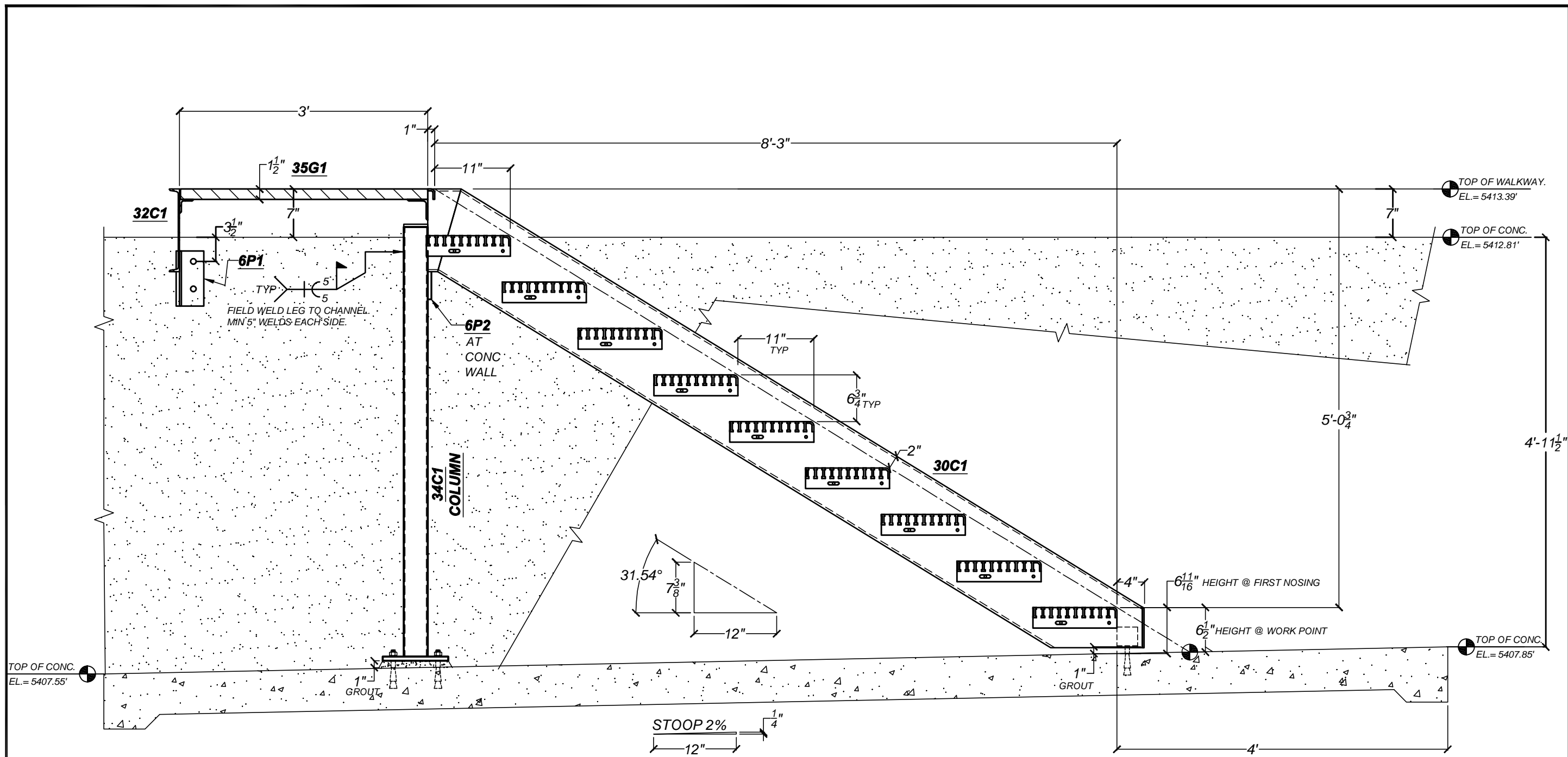
SHOP NOTE:
THIS GRATING IS TO BE FABRICATED TO ONE LARGE
PANEL. TRIM GRATING WHEN PANELS ARE CUT TO
SIZE SO THE PANEL CAN BE WELDED TO MAKE ONE
LARGE GRATING PANEL.
ATTACH GRATING TO LANDING WITH M-CLIPS & SS304
SCREWS & PER MANUFACTURERS RECOMONDATIONS.
PROTECT ALUMINUM PER SPECS FOR ALUMINUM IN
CONTACT WITH STEEL.

PROGRESS PRINT
Not Valid for Construction Until
Stamped



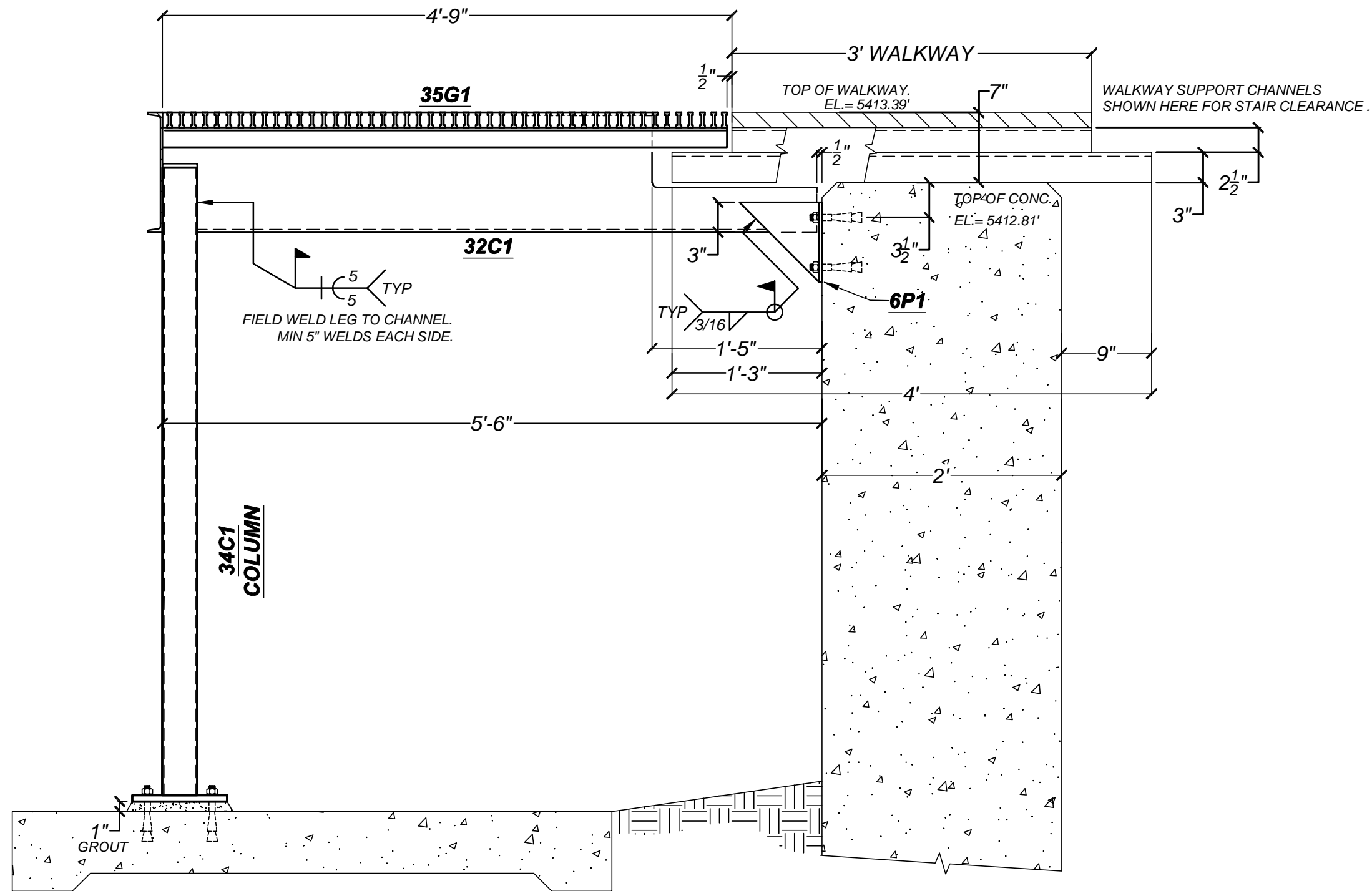
(719) 783-2867

Project	HAROLD D. THOMPSON REGIONAL RECLAMATION FACILITY	Date	1/23/2012
Area	LOWER FOUNTAIN METROPOLITAN SEWEGE DISPOSAL DISTRICT	Drwn By	DWN
Detail	DETAILS --- STAIRS PER 2/AB-8	REV: 1	DATE: 2/02/2012
Ref Dwg	NOTED	Scale	NONE
Sheet			S-26



EL. SECTION VIEW
SECTION 4
 S-28

PROGRESS PRINT Not Valid for Construction Until Stamped	 (719) 783-2867	Project HAROLD D. THOMPSON REGIONAL RECLAMATION FACILITY	Date 1/23/2012
		Area LOWER FOUNTAIN METROPOLITAN SEWEGE DISPOSAL DISTRICT	Drwn By DWN
		Detail DETAILS --- STAIRS PER 1/AB-9	REV: 1 DATE: 2/02/2012
		Ref Dwg NOTED Scale NONE	Sheet S-28



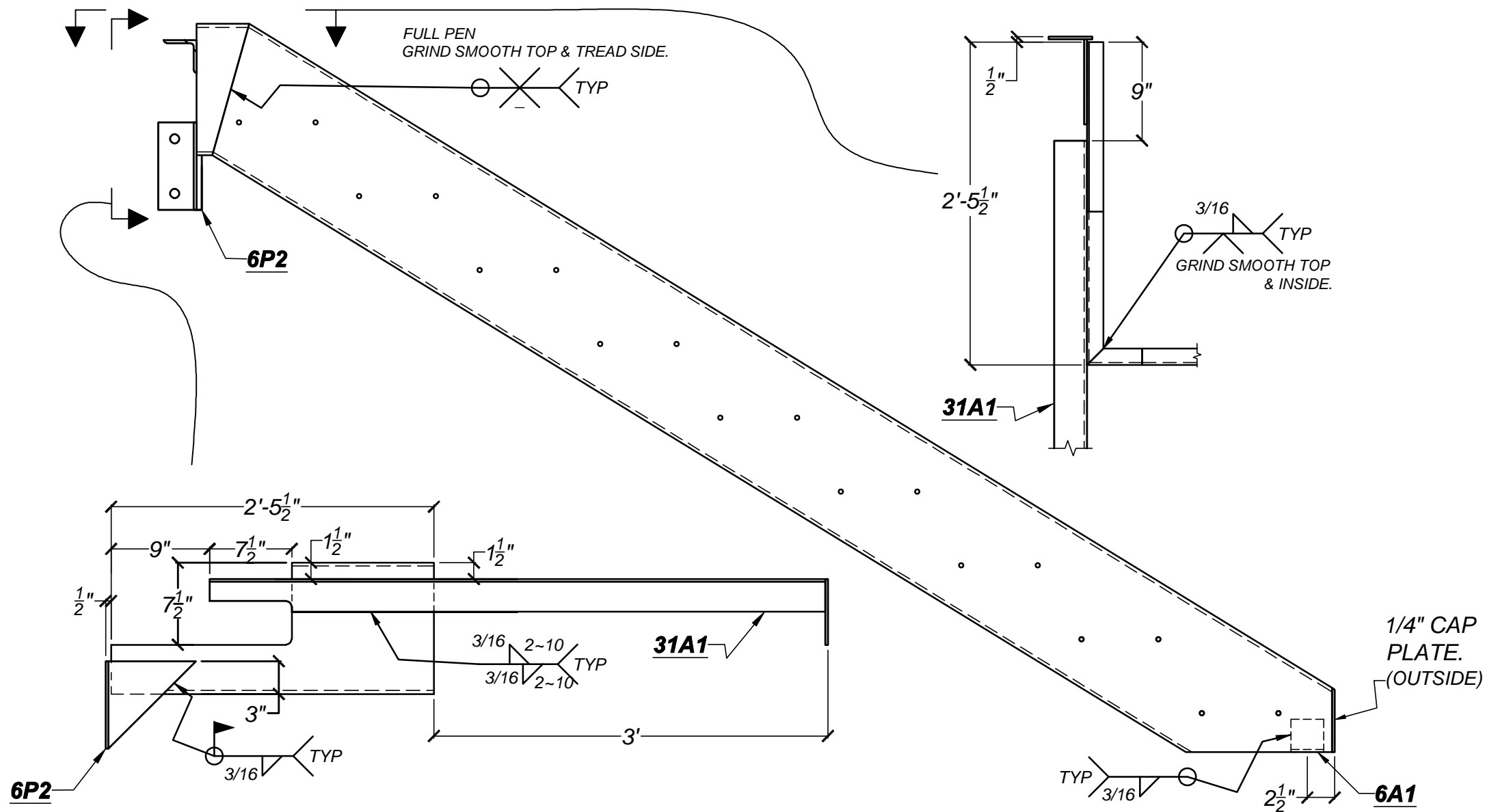
SECTION 5
S-29

PROGRESS PRINT
Not Valid for Construction Until
Stamped



(719) 783-2867

Project	HAROLD D. THOMPSON REGIONAL RECLAMATION FACILITY	Date	1/23/2012
Area	LOWER FOUNTAIN METROPOLITAN SEWEGE DISPOSAL DISTRICT	Drwn By	DWN
Detail	DETAILS --- STAIRS PER 1/AB-9	REV: 1	DATE: 2/02/2012
Ref Dwg	NOTED	Scale	NONE
Sheet	S-29		



BOLT LIST: (FOR THIS STAIR)
 (14 REQ.) 3/4" EPOXY ANCHORS (GALV.)
 6-3/4" EMBED..
 (2 REQ.) 3/4" A325 BOLTS x 1-1/2" (GALV.)

SEE SHEET S-31 FOR STRINGER LAYOUT IN
 INDIVIDUAL CHANNELS, ANGLES & PLATES.

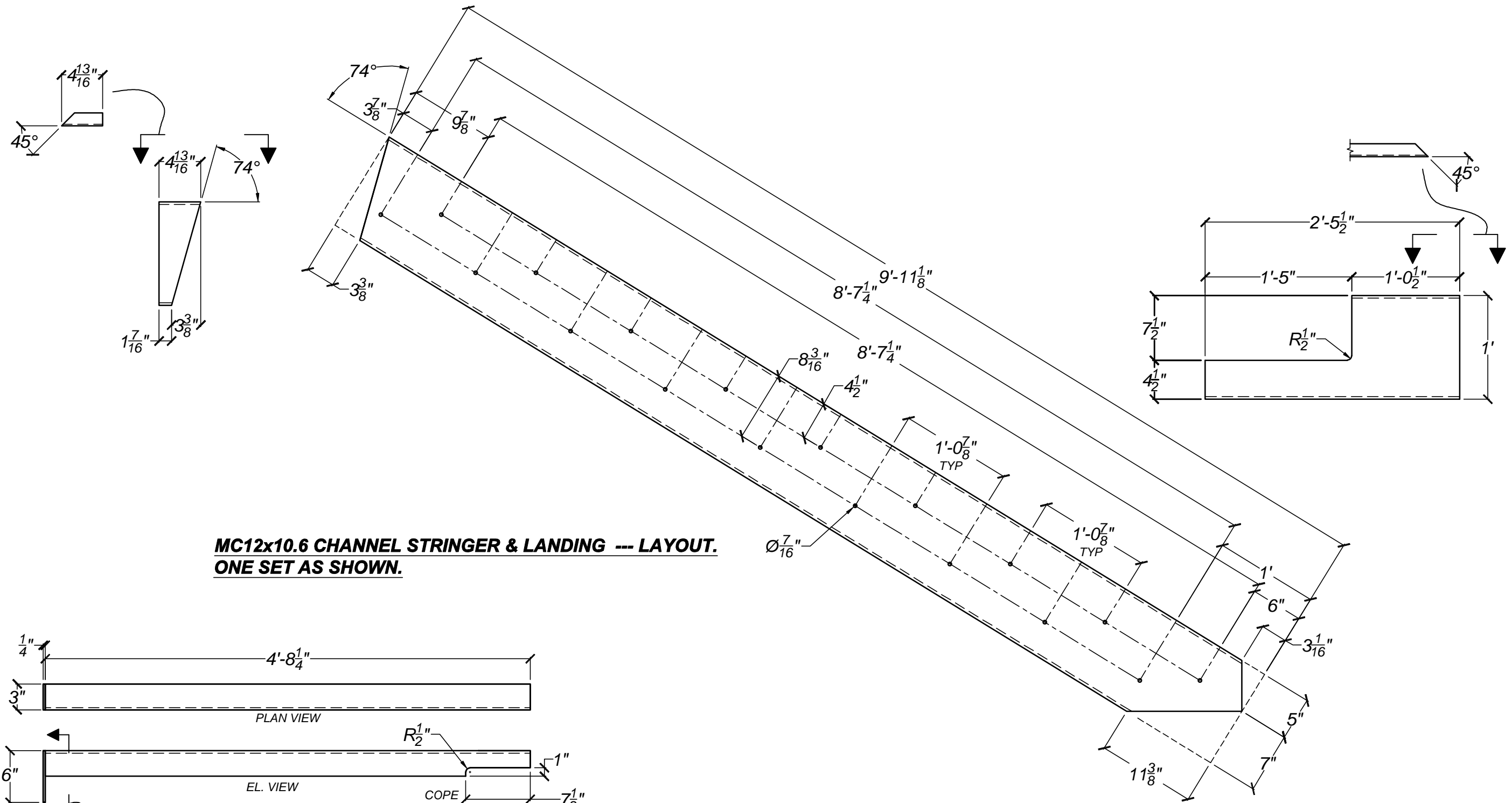
30C1 CHANNEL --- ADDITIONAL STRINGER & LANDING DETAIL.
 GALVANIZE AFTER FAB.

PROGRESS PRINT
 Not Valid for Construction Until
 Stamped

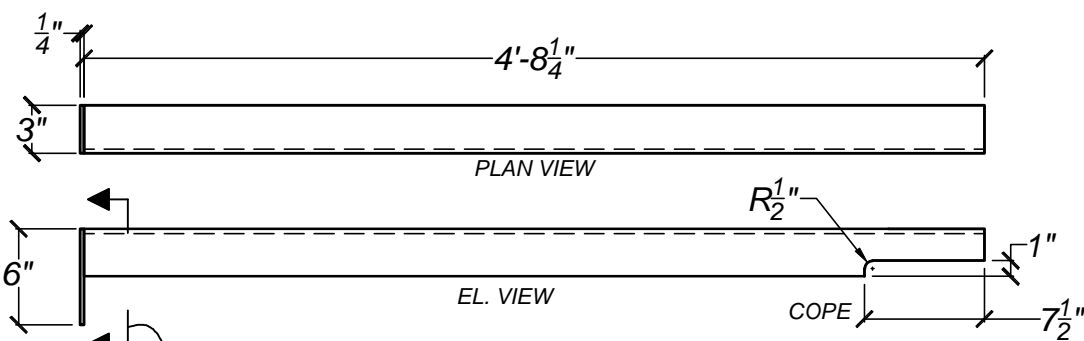


(719) 783-2867


Project	HAROLD D. THOMPSON REGIONAL RECLAMATION FACILITY	Date	1/23/2012
Area	LOWER FOUNTAIN METROPOLITAN SEWEGE DISPOSAL DISTRICT	Drwn By	DWN
Detail	DETAILS --- STAIRS PER 1/AB-9	REV: 1	DATE: 2/02/2012
Ref Dwg	NOTED	Scale	NONE
Sheet	S-30		



**MC12x10.6 CHANNEL STRINGER & LANDING --- LAYOUT.
ONE SET AS SHOWN.**



(1 REQ.) --- 3"x3"x1/4" LEDGER ANGLE --- 31A1.



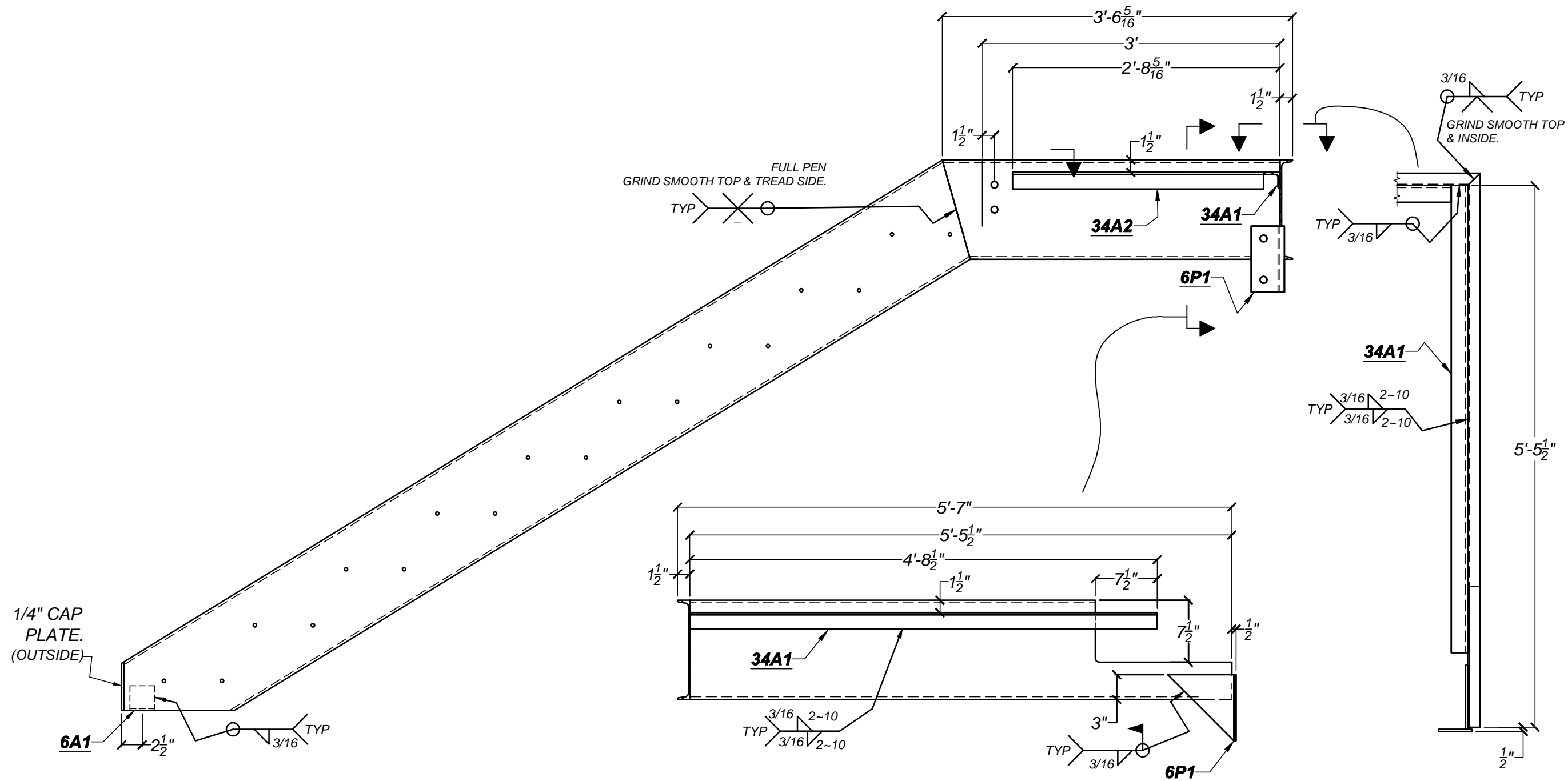
(1 REQ.) --- 1/4" PLATE --- 31P1.

PROGRESS PRINT
Not Valid for Construction Until
Stamped




(719) 783-2867

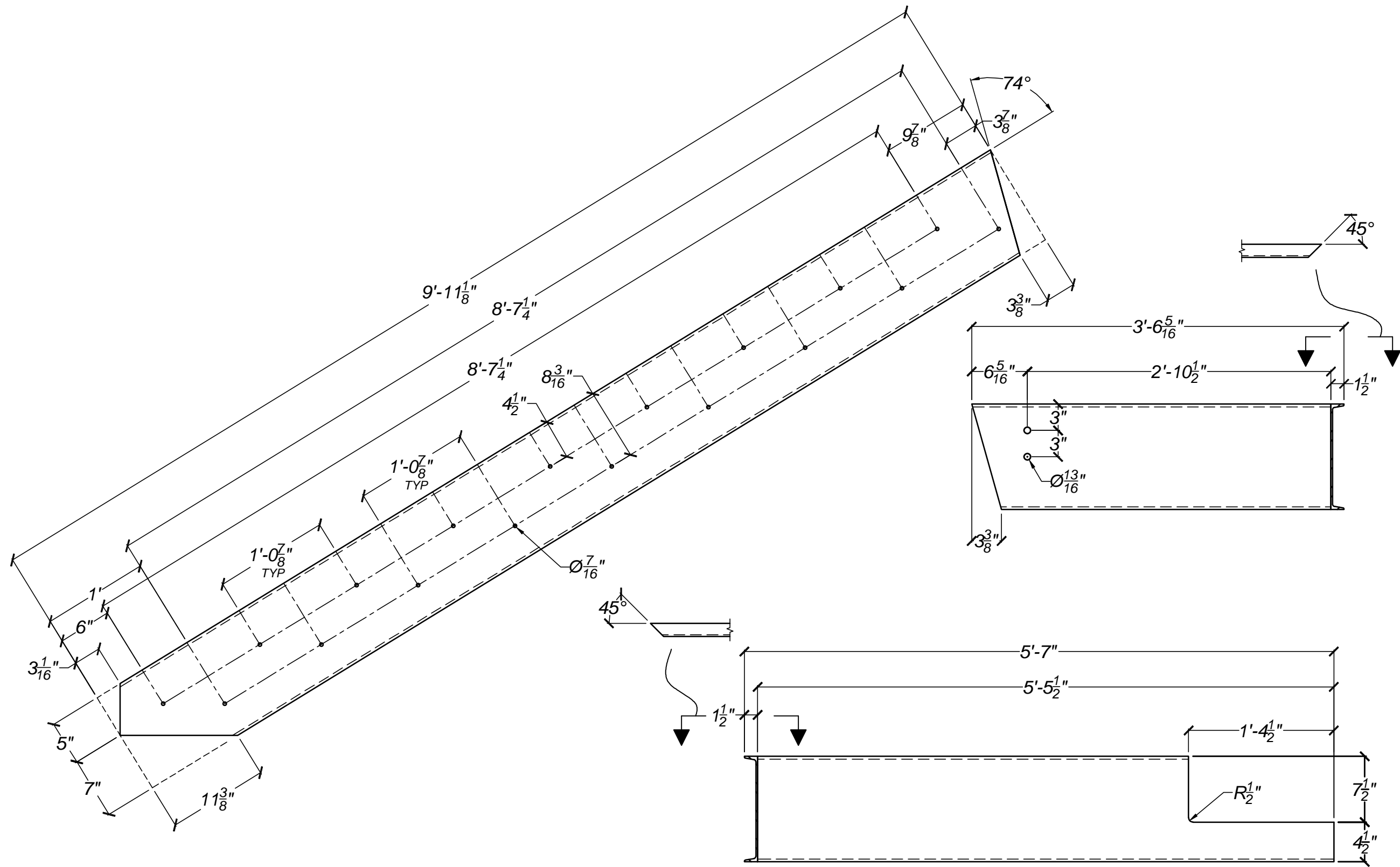
Project	HAROLD D. THOMPSON REGIONAL RECLAMATION FACILITY	Date	1/23/2012
Area	LOWER FOUNTAIN METROPOLITAN SEWEGE DISPOSAL DISTRICT	Drwn By	DWN
Detail	DETAILS --- STAIRS PER 1/AB-9	REV: 1	DATE: 2/02/2012
Ref Dwg	NOTED	Scale	NONE
Sheet	S-31		



SEE SHEET S-33 FOR STRINGER LAYOUT IN INDIVIDUAL CHANNELS, ANGLES & PLATES.

32C1 CHANNEL --- ADDITIONAL STRINGER & LANDING DETAIL.
 GALVANIZE AFTER FAB.

PROGRESS PRINT Not Valid for Construction Until Stamped	 (719) 783-2867	Project	HAROLD D. THOMPSON REGIONAL RECLAMATION FACILITY	Date	1/23/2012
		Area	LOWER FOUNTAIN METROPOLITAN SEWEGE DISPOSAL DISTRICT	Drwn By	DWN
		Detail	DETAILS --- STAIRS PER 1/AB-9	REV: 1	DATE: 2/02/2012
		Ref Dwg	NOTED	Scale	NONE
		Sheet	S-32		

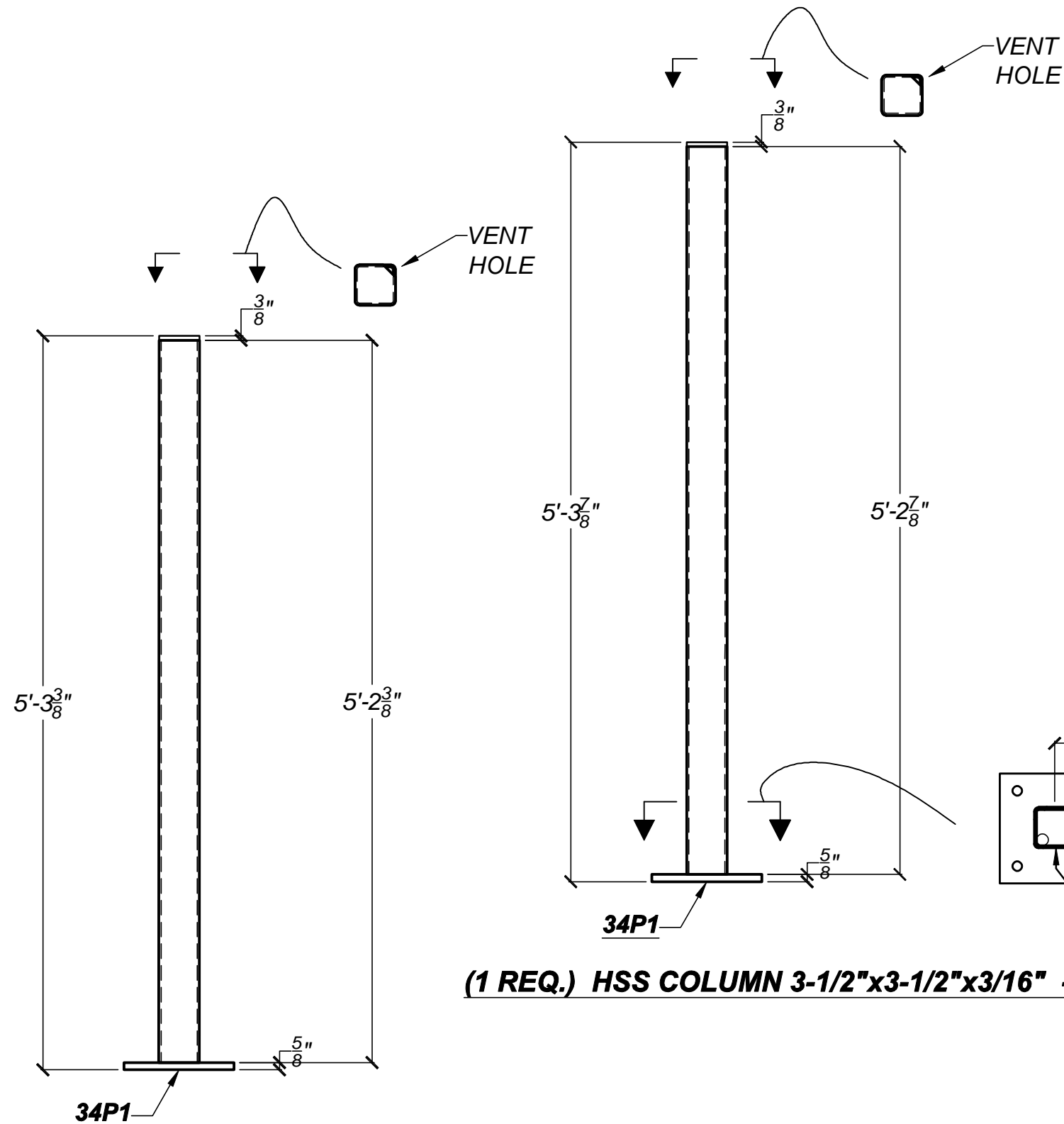


MC12x10.6 CHANNEL STRINGER & LANDING --- LAYOUT.
ONE SET AS SHOWN.

PROGRESS PRINT
 Not Valid for Construction Until
 Stamped

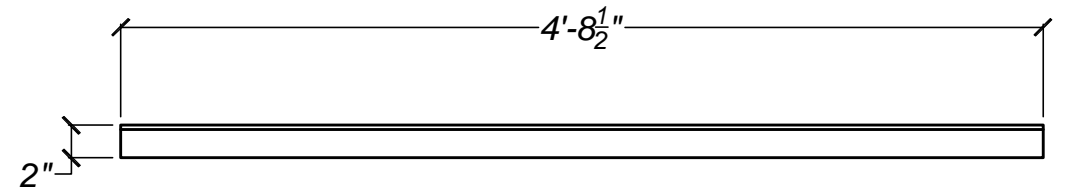


Project	HAROLD D. THOMPSON REGIONAL RECLAMATION FACILITY	Date	1/23/2012
Area	LOWER FOUNTAIN METROPOLITAN SEWEGE DISPOSAL DISTRICT	Drwn By	DWN
Detail	DETAILS --- STAIRS PER 1/AB-9	REV: 1	DATE: 2/02/2012
Ref Dwg	NOTED	Scale	NONE
Sheet	S-33		

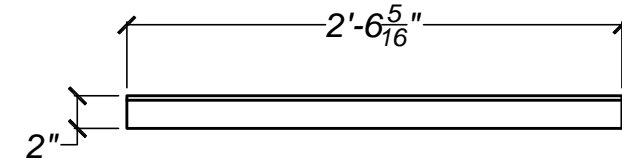


(1 REQ.) HSS COLUMN 3-1/2"x3-1/2"x3/16" --- 34C1.

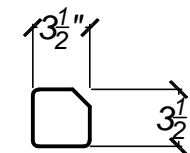
(1 REQ.) HSS COLUMN 3-1/2"x3-1/2"x3/16" --- 34C2.



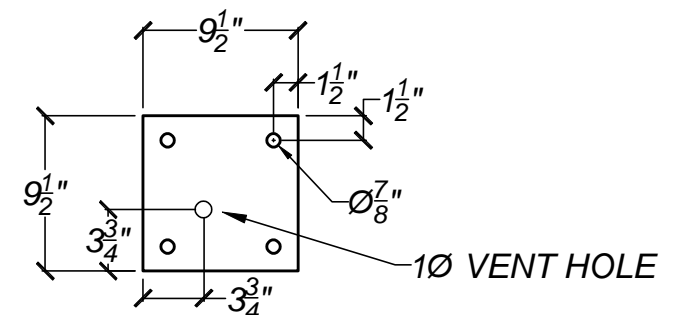
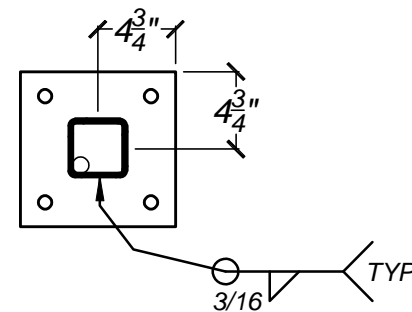
(1 REQ.) --- 2"x2"x1/4" LEDGER ANGLE --- 34A1.



(1 REQ.) --- 2"x2"x1/4" LEDGER ANGLE --- 34A2.



(2 REQ.) --- 3/8" CAP PLATES --- 34P2.



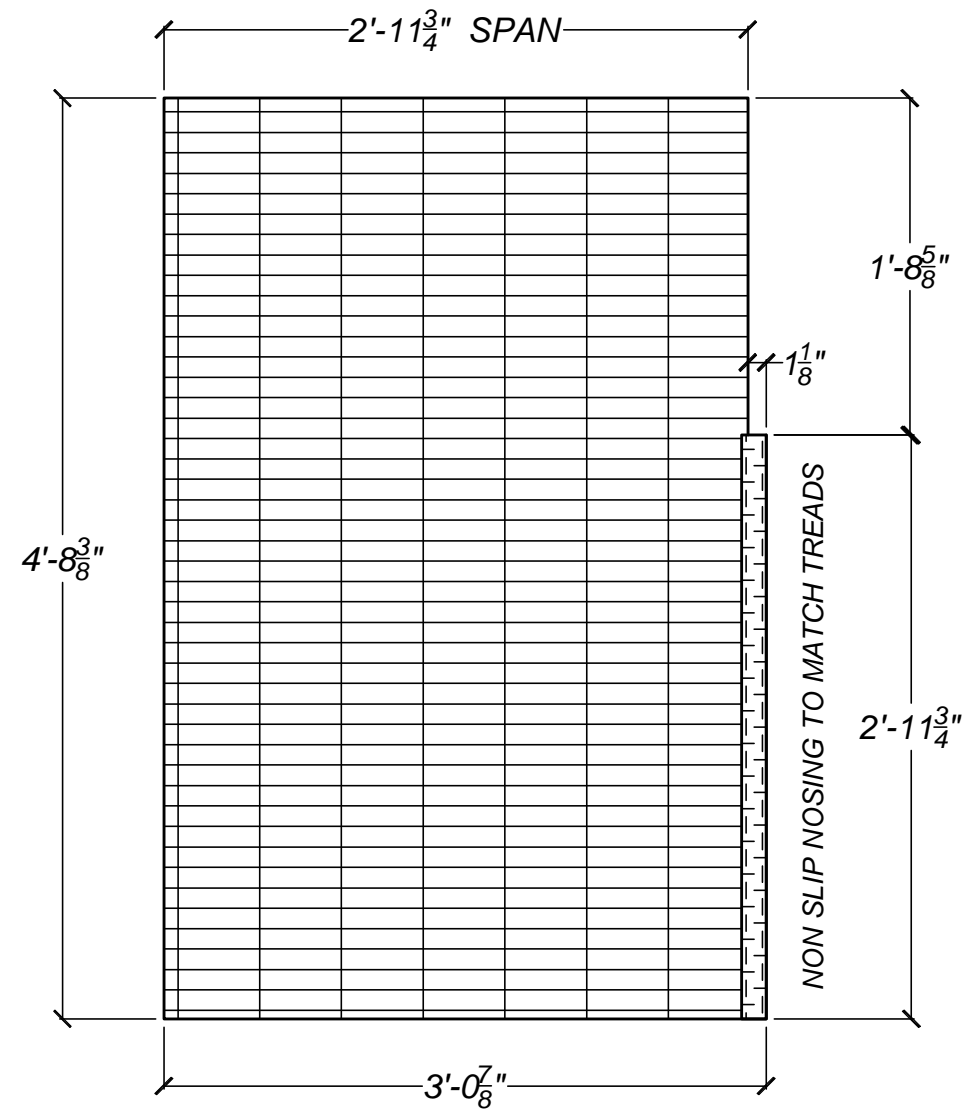
(2 REQ.) --- 5/8" BASE PLATES --- 34P1.

PROGRESS PRINT
Not Valid for Construction Until
Stamped




(719) 783-2867

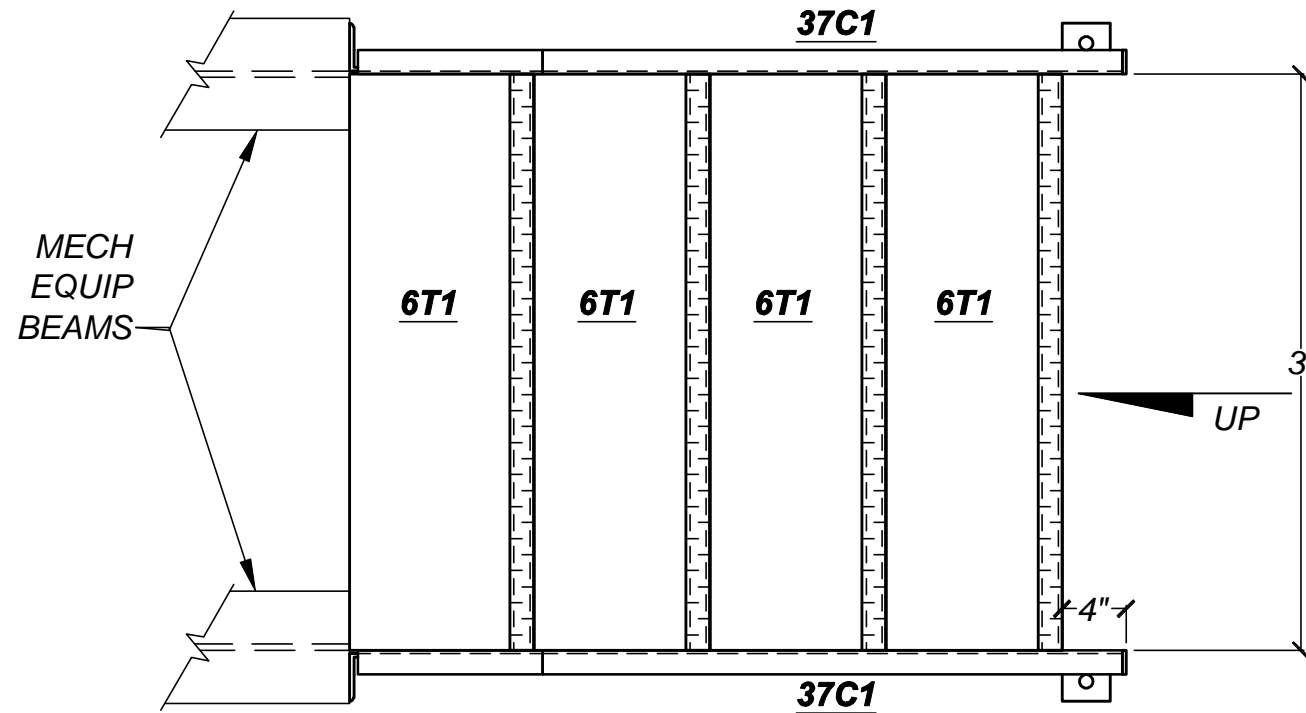
Project	HAROLD D. THOMPSON REGIONAL RECLAMATION FACILITY	Date	1/23/2012	
Area	LOWER FOUNTAIN METROPOLITAN SEWEGE DISPOSAL DISTRICT	Drwn By	DWN	
Detail	DETAILS --- STAIRS PER 1/AB-9	REV: 1	DATE: 2/02/2012	
Ref Dwg	NOTED	Scale	NONE	
			Sheet	S-34



(1 REQ.) 1-1/2" ALUMINUM I-BAR GRATING
WITH NON SLIP SURFACE --- 35G1.

SHOP NOTE:
 THIS GRATING IS TO BE FABRICATED TO ONE LARGE
 PANEL. TRIM GRATING WHEN PANELS ARE CUT TO
 SIZE SO THE PANEL CAN BE WELDED TO MAKE ONE
 LARGE GRATING PANEL.
 ATTACH GRATING TO LANDING WITH M-CLIPS & SS304
 SCREWS & PER MANUFACTURERS RECOMONDATIONS.
 PROTECT ALUMINUM PER SPECS FOR ALUMINUM IN
 CONTACT WITH STEEL.

PROGRESS PRINT Not Valid for Construction Until Stamped	 (719) 783-2867	Project HAROLD D. THOMPSON REGIONAL RECLAMATION FACILITY	Date 1/23/2012
		Area LOWER FOUNTAIN METROPOLITAN SEWEGE DISPOSAL DISTRICT	Drwn By DWN
		Detail DETAILS --- STAIRS PER 1/AB-9	REV: 1 DATE: 2/02/2012
		Ref Dwg NOTED Scale NONE	Sheet S-35

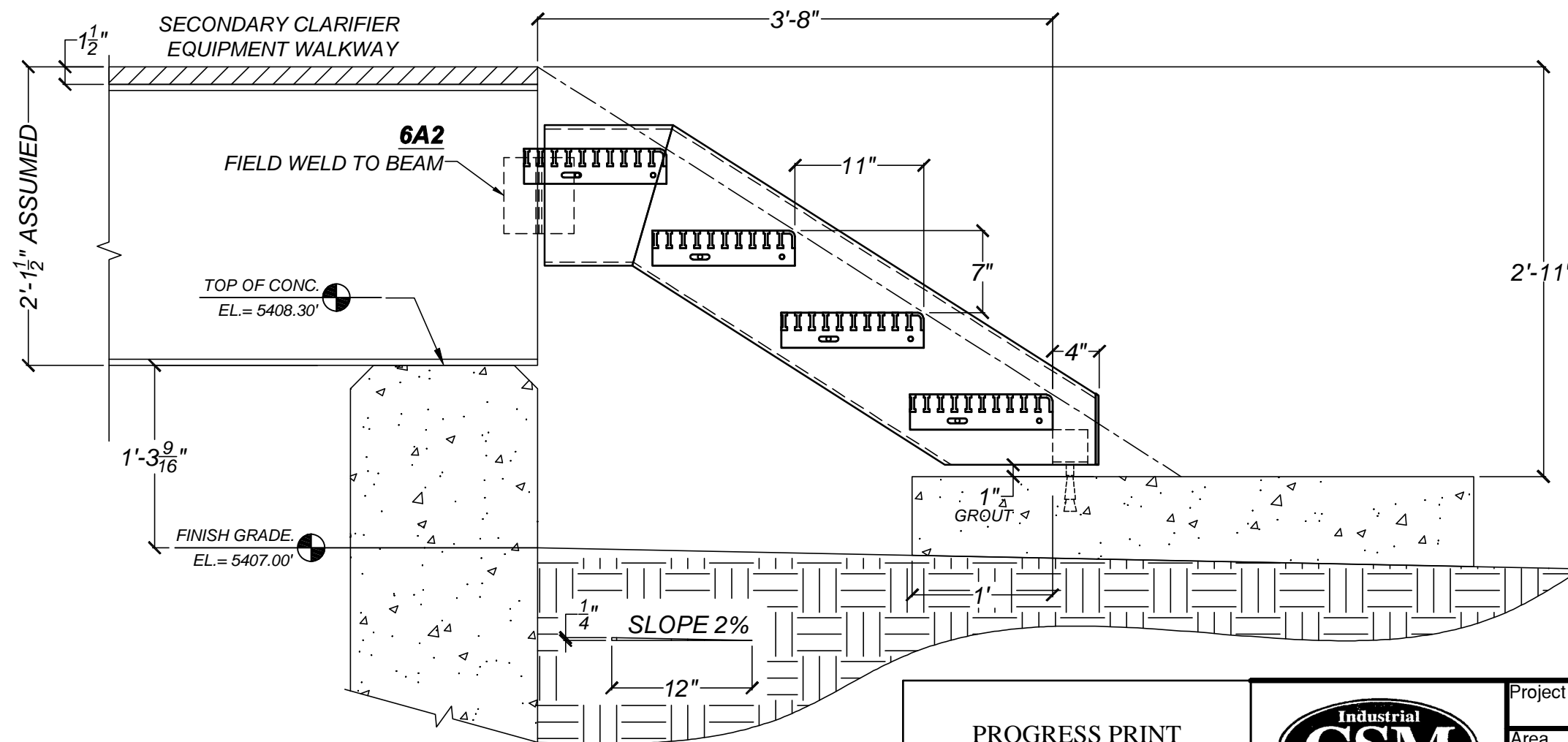


TWO. --- STAIRS (GALV.) --- 36S1

GALVANIZED STRINGERS.
 1-1/2" ALUMINUM I-BAR, NON SLIP TREADS.
 SC-8 STAIR. SECONDARY CLARIFIER STAIRS.

NOTE TO ENGINEER:

PLEASE VERIFY: STAIR DESIGN, ELEVATIONS & MECH EQUIP
 HAVE BEEN ASSUMED FOR THESE STAIRS?

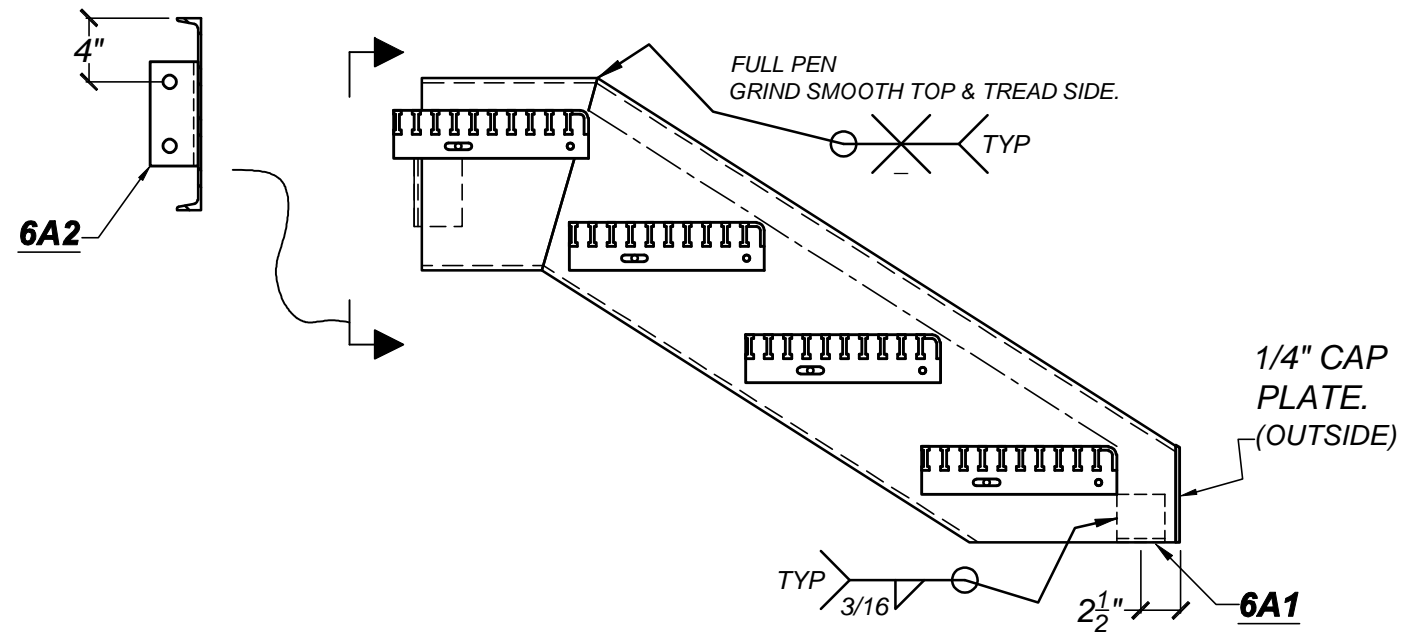


PROGRESS PRINT
 Not Valid for Construction Until
 Stamped



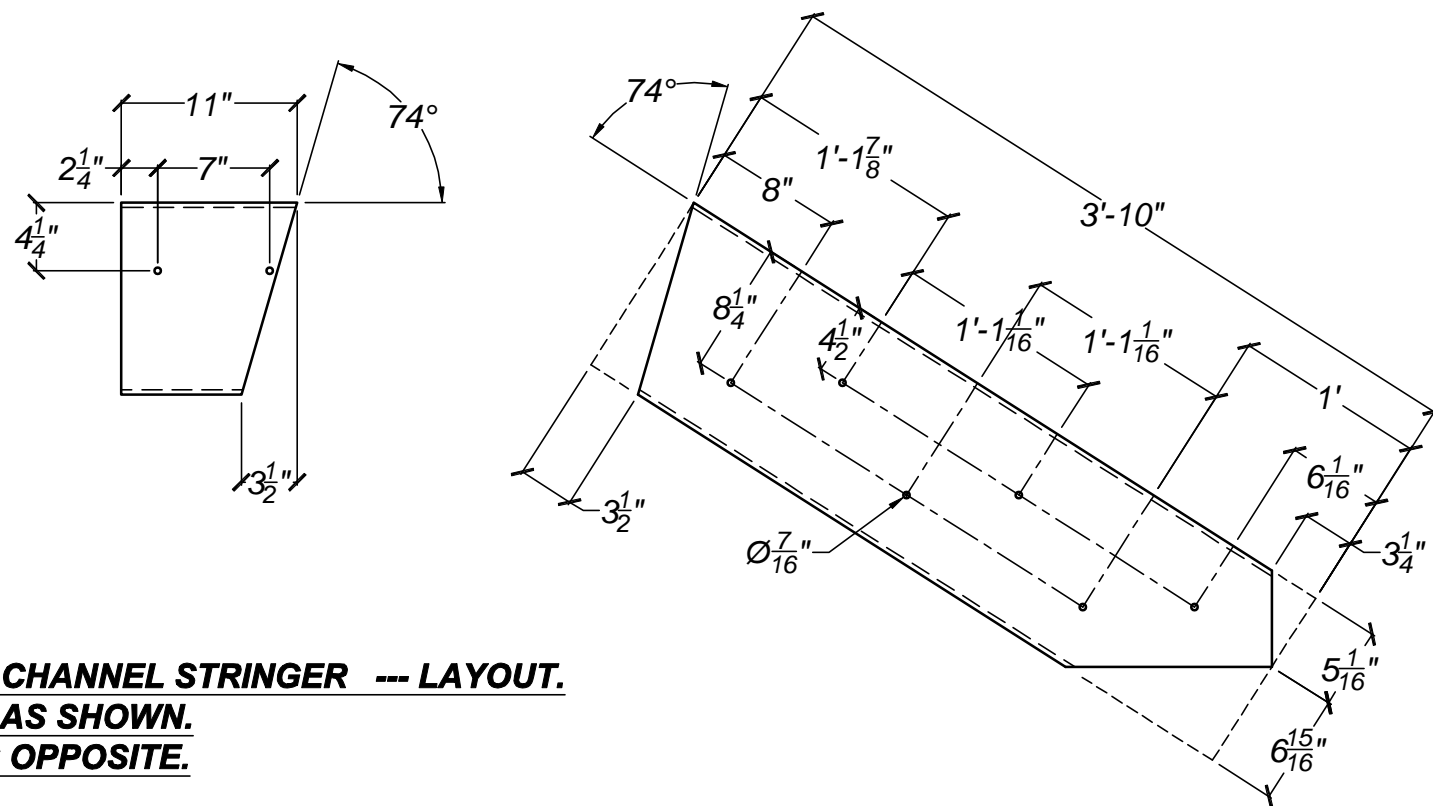
(719) 783-2867

Project	HAROLD D. THOMPSON REGIONAL RECLAMATION FACILITY	Date	1/23/2012
Area	LOWER FOUNTAIN METROPOLITAN SEWEGE DISPOSAL DISTRICT	Drwn By	DWN
Detail	DETAILS --- STAIRS PER SC-8	REV: 1	DATE: 2/02/2012
Ref Dwg	NOTED	Scale	NONE
		Sheet	S-36



BOLT LIST: (FOR THIS STAIR)
 (4 REQ.) 3/4" EPOXY ANCHORS (GALV.)
 6-3/4" EMBED..
 (8 REQ.) 3/4" A325 BOLTS x 1-1/2" (GALV.)

37C1 CHANNEL --- ADDITIONAL STRINGER & LANDING DETAIL.
 GALVANIZE AFTER FAB.



MC12x10.6 CHANNEL STRINGER --- LAYOUT.
 TWO SETS AS SHOWN.
 TWO SETS OPPOSITE.

PROGRESS PRINT
 Not Valid for Construction Until
 Stamped



Project	HAROLD D. THOMPSON REGIONAL RECLAMATION FACILITY	Date	1/23/2012	
Area	LOWER FOUNTAIN METROPOLITAN SEWEGE DISPOSAL DISTRICT	Drwn By	DWN	
Detail	DETAILS --- STAIRS PER SC-8	REV: 1	DATE: 2/02/2012	
Ref Dwg	NOTED	Scale	NONE	
			Sheet	S-37